

MAY 1984

\$3.00

# BME

BROADCAST MANAGEMENT/ENGINEERING

PROGRAMMING &  
PRODUCTION  
BUDGET-CONSCIOUS  
MOBILE PRODUCTION

## DESIGNING A MOBILE PRODUCTION VEHICLE



702 00026026 41 91  
PAUL AMEDICK  
RCA BC ST SYS TEMS  
RCA BLDG 2-7 FRONT/CDOPER DIR  
CAMDEN NJ 08102

C.H.

Also in this issue:  
Assault on Mt. Everest ■ SCA Outlook  
Flexible Field Communications



# The 9000 Sets New Standards

ADM Technology's 9000 Series of Teleproduction consoles are the newest, most advanced audio consoles in the industry.

The 9000 Series brings together in one console a quantum leap in audio processing and control as well as ADM's unsurpassed reliability. The 9000 is a true stereo console with a micro-processor-based, random access, line level input router. Together with its computer controlled output assignments,

the 9000 will store in its non-volatile memory 99 input/output assignments. Designed for television production, post-production and on-air broadcast, the 9000 is compatible with SMPTE's emerging standards. Like all ADM consoles, it is backed by our exclusive 5-Year Warranty. For more information, contact ADM Technology, Inc., 1626 E. Big Beaver Road, Troy, MI 48084. Phone: (313) 524-2100. TLX 23-1114.



**ADM**<sup>®</sup>  
The  
Audio  
Company

WEST CENTRAL SALES  
(817) 467-2990

WEST COAST SALES  
(415) 945-0181

MAIN OFFICE AND  
EAST COAST SALES  
(313) 524-2100

# How the Midwest advantage adds up for you.



## Plus, Control Systems

Whatever the control application, from CATV Commercial Insertion to Broadcast Station Master Control, the Midwest Team can provide the solution, from design through implementation.

## Plus, Teleproduction Systems

We can provide complete "turnkey" teleproduction systems, procuring all the necessary components, designing and installing the system, and maintaining all service and warranty responsibilities once the system is in place.



## Technical Expertise

One of the nation's largest suppliers to the communications industry, Midwest offers more than a comprehensive inventory of the finest quality equipment and supplies from the industry's leading manufacturers. We also offer all the technical advice and assistance you need - from initial

planning and design, through engineering and installation. With years of technical education and experience, the staff engineers on the Midwest Team can augment your staff during critical installation periods so you don't have to hire extra, temporary personnel.



## Plus, Transmission Systems

We have the experience and capability to design, supply, install, and maintain transmission systems of any level of complexity, including Television Broadcast, LPTV, CATV, MATV, Microwave, Satellite, Fiber Optics, and more!

## Plus Mobile Units

From news gathering vehicles to 45-foot teleproduction units, Midwest offers a complete line of fully integrated mobile units featuring state-of-the-art equipment. We can also design and supply a custom unit to meet your specific needs.



## It all adds up to Midwest!

Call us toll free and find out where our capabilities can meet your needs.  
800-543-1584

Circle 100 on Reader Service Card



One Sperti Drive  
Edgewood, KY. 41017

Cincinnati, OH  
606-331-8990  
Columbus, OH  
614-476-2800  
Dayton, OH  
513-298-0421  
Cleveland, OH  
216-447-9745  
Pittsburgh, PA  
412-781-7707

Detroit, MI  
313-689-9730  
Indianapolis, IN  
317-251-5750  
Louisville, KY  
502-491-2888  
Lexington, KY  
606-277-4994  
Bristol, TN  
615-968-2289

Nashville, TN  
615-331-5791  
Charleston, WV  
304-722-2921  
Virginia Beach, VA  
804-464-6256  
Washington, DC  
301-577-4903  
Charlotte, NC  
704-399-6336

Atlanta, GA  
404-875-3753  
Miami, FL  
305-592-5355  
Tampa, FL  
813-885-9308



# Midwest puts



## **Ikegami HK-322 Automatic Color Camera Makes Midwest Picture Perfect**

The Midwest M-40 Series is the most advanced family of mobile teleproduction units available today. Up to 47 feet of unparalleled technical

and creative capability. Field-proven Ikegami cameras are chosen as the basic building block of the system. The HK-322 Fully Automatic Color Camera is in keeping with Midwest's "no compromise" design philosophy: Quality, Reliability and Versatility.

The HK-322 sets the standard for picture resolution, signal-to-noise ratio and registration accuracy. Full computer set-up takes much of the hassle out of preparing for remote telecasts. A Midwest M-40 Series mobile unit equipped with Ikegami color cameras is the current benchmark for quality in the television industry.


So, if you're in the market for a world class mobile unit, contact Midwest. We will design a system specifically to your requirements.

**Because, at Midwest, we only put in the best parts, like the Ikegami HK-322.**





# in all the best parts



## Grass Valley 1680 Production Switcher...Key To Midwest Mobile Unit


At Midwest, we design our units with the flexibility to handle the most complex creative requirements with ease and still produce the highest quality results. The heart of Midwest's M-40

Series teleproduction units, and the key to their tremendous versatility, is the Grass Valley 1680 Production Switcher.

As the successor to the famed 1600 Series, Grass Valley's new 1680 has a lot to live up to. But thanks to a host of design innovations, the 1680 meets the challenge and has almost twice as much production power as the 1600. With up to 24 Inputs and 3 Mix Effects Systems, it's a big hit with Directors. Editors like it for its control flexibility, Engineers for its reliability and Managers for its value. Since the 1680 is a basic component of Midwest's M-40 Series, they all like our mobile units for the same reasons.

So, when you're ready for that large mobile unit, come to Midwest. We can create one designed for your specific needs that will give you the best possible results.

**Because, at Midwest we only put in the best parts, like the Grass Valley 1680.**



Mobile Unit Group  
One Sperti Drive  
Edgewood, KY 41017  
606-331-8990

Cincinnati, OH 606-331-8990	Bristol, TN 615-968-2289
Columbus, OH 614-476-2800	Nashville, TN 615-331-5791
Dayton, OH 513-298-0421	Charleston, WV 304-722-2921
Cleveland, OH 216-447-9745	Virginia Beach, VA 804-464-6256
Pittsburgh, PA 412-364-6780	Washington, DC 301-577-4903
Detroit, MI 313-689-9730	Charlotte, NC 704-399-6336
Indianapolis, IN 317-251-5750	Atlanta, GA 404-875-3753
Louisville, KY 502-491-2888	Miami, FL 305-592-5355
Lexington, KY 606-277-4994	Tampa, FL 813-885-9308

Call Toll Free  
800-543-1584  
(In Kentucky 606-331-8990)

Circle 101 on Reader Service Card

# Hypercardioid Lavalier Microphone with Vibration Isolation

For TV news, remotes, lectures, documentaries, and live productions, there has never been anything like the Isomax TVH from Countryman.

Its superior side rejection allows it to go where no lavalier has gone before. For live stage and television productions, the TVH offers at least 6 dB more gain before feedback compared to other lavaliers. For news work, it brings in usable audio from even the noisiest remotes.



The Isomax TVH is the only hypercardioid lavalier microphone available today. And the TVH has something no other lavalier has: Vibration Isolation. Normally, directional microphones are 20 or 30 dB more sensitive to handling noise. Not the hypercardioid TVH. With its exclusive electronic vibration isolation it's even quieter than an omni!

Call or write for a free brochure or to arrange a demonstration.



## COUNTRYMAN ASSOCIATES INC.

417 Stanford Avenue, Redwood City, California 94063 • (415) 364-9988

Circle 102 on Reader Service Card

What could you do with a  
**VHF-TV Transmitter**  
with 30% fewer parts?

In a word,  
**Relax.**

NEC PCN-1200 Series VHF-TV Transmitters with exciter output options have 30% fewer circuit parts than conventional-type transmitters. That's 30% fewer parts to worry about. You get more reliability, less maintenance.

And because conventional tuning capacitors and sliding-type inductances have been eliminated, you get broad-band frequency coverage with no tuning adjustment.

Find out what more you could do with a VHF transmitter with fewer parts. Call NEC at 1-800-323-6656.

**NEC**  
IMAGINE WHAT WE'LL DO NEXT.

NEC America, Inc.  
Broadcast Equipment Division  
130 Martin Lane  
Elk Grove Village, Illinois 60007  
In Illinois: (312) 640-3792

Circle 103 on Reader Service Card

# BM/E

BROADCAST MANAGEMENT/ENGINEERING

Publisher  
Charles C. Lenz, Jr.

Editor Emeritus  
James A. Lippke

Editorial Director  
Gerald M. Walker

Editor  
Robert Rivlin  
Senior Associate Editor  
Eva J. Blinder

Associate Editor  
Tim E. Wetmore  
Copy/Research Editor  
Suketu Mehta

Assistant to the Editor  
Douglas Damoth  
Editorial Assistant  
Torja Smith

Special Assignments Editor  
John S. Roberts

FCC Counsel  
Bechtel & Cole

Broadcast Financial Consultant  
Mark E. Battersby

Special Projects Editor  
C. Robert Paulson

Art Director  
Edwin Torres

Design Assistant  
Annette Fernandez

Production Director  
Janet E. Smith  
Advertising Coordinator  
Sharon Porges

Associate Publisher  
Neal Wilder

Marketing Services Director  
Liz Schroeder

Marketing Assistant  
Elaine Alimonti

Controller  
Michael J. Lanni

## BROADBAND INFORMATION SERVICES, INC.

295 Madison Ave., New York, N.Y. 10017  
212-685-5320, Telex: 64-4001

Publishers of:

**BM/E—Broadcast Management/Engineering**  
**BM/E's World Broadcast News**

**ABP**  
**BPA**

BM/E BROADCAST MANAGEMENT ENGINEERING (ISSN 0005-3201) is published monthly by Broadband Information Services Inc. Postmaster: Send address changes to BM/E—Broadcast Management/Engineering, 295 Madison Ave., New York, NY 10017. BM/E is circulated without charge to those responsible for station operation and for specifying and authorizing the purchase of equipment used in broadcast facilities in the U.S. and Canada. These facilities include AM, FM and TV broadcast stations, CATV systems, ETV stations, networks and studios, audio and video recording studios, telecine facilities, consultants, etc. Subscription prices to others \$24.00 one year, \$36.00 two years. Foreign \$36.00 one year, \$60.00 two years. Air Mail rates on request. Copyright 1984 by Broadband Information Services, Inc., New York City. Second class postage paid N.Y., N.Y. and additional mailing offices.



# THE SYNCHRONIZER THAT WILL FINALLY SYNCHRONIZE THE INDUSTRY.

With a total system capability far beyond the grasp of most synchronizers and a price that's thousands less, the new Sony "Sync Master" synchronizer easily offers you the greatest price and performance in the industry.

It also offers you a much greater range of features than the vast majority of synchronizers. Including an edit list capability of up to 200 edit points.

And it's the only synchronizer developed by both a professional audio/professional video manufacturer.

But the real reason for buying it is that it is upwardly compatible to the proposed SMPTE "Recommended



Practices for Digitally Controlled Equipment." Which means the interfacing problems between video, audio and film equipment will be problems of the past. This Sony "Sync Master" synchronizer has a built-in distributed intelligence network that makes it able to talk to an entire universe of diverse machines developed by diverse manufacturers.

So before you invest in a synchronizer that just solves today's problems, perhaps you should first examine the one that will also solve tomorrow's.

**SONY**  
Professional Audio.

# BM/E

BROADCAST MANAGEMENT/ENGINEERING

MAY 1984

VOLUME 20/NUMBER 5

## FEATURES



### MOBILE PRODUCTION HITS THE ROAD

36

In the world of mobile audio and teleproduction, a successful company is always on the move. A look at what the big trucks are doing . . . by *Eva J. Blinder, Senior Associate Editor*

*Cover photo by Gary Green*

### TV'S ASSAULT ON MT. EVEREST

51

An exclusive photographic essay shows how ABC's *The American Sportsman* shot and transmitted the first video coverage of an Everest expedition . . . by *George Bell, Jr.*



### SCA OUTLOOK: BROADCASTERS PROGRESS WITH CAUTION

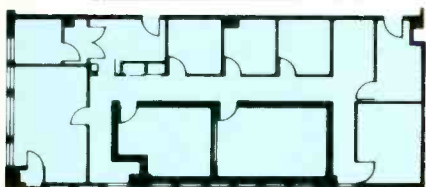
57

Latest reassessment by FMers is that their SCAs are still a potential source of substantial income if subcarrier use is approached cautiously . . . by *Tim Wetmore, Associate Editor*

### FLEXIBLE FIELD COMMUNICATIONS

73

For EFP operations at the Summer Olympics, ABC got a state of the art communications system as agile as the athletes themselves . . . by *Harold Robbins and Marc Wiskoff*



### FACILITIES DESIGN AND ENGINEERING PART 13: DESIGNING A MOBILE TELEVISION UNIT

79

How to build a cost-effective yet customized mobile unit that avoids most trade-offs and yields a production system that can grow with its user for many years . . . by *Tom Canavan*

## DEPARTMENTS

### Editorial

8

Unanswered Questions on DBS

### Broadcast Industry News

12

Zenith-dbx Stereo TV Wins FCC Approval; BM/E Salutes Winners of Best Station Competition; CBS Affiliate Starts Local NABTS Teletext

### Television Programming and Production

23

Budget-Conscious Station Justifies Mobile Teleproduction Cost

### Radio Programming and Production

31

International Radio Programming Market: A Definite Maybe

### FCC Rules and Regulations

91

Evaluating the Impact of 80-90

### Advertisers Index

96

### Broadcast Equipment

99

### Business Briefs

102

COMING IN  
**JUNE:**

NAB  
SHOW IN  
PRINT





# WHO SAYS YOU CAN'T AFFORD GREAT ART?

The 3M Paint System delivers just about all the goodies that the expensive paint systems do. 28 brush styles. Control of hue, luminance and saturation. Cycling of colors for the illusion of animation. Airc a 16:1 zoom, among many other features.

We even offer a few things the expensive machines don't offer.

Like more than 16 million color possibilities.

Yet the 3M Model BFA Paint System is only \$31,995. And that's about \$70,000 less than those other paint systems.

For more information about the 3M Paint System, call us toll-free at 1-800-328-1008.

Broadcasting and Related Products Division/3M.



3M hears ycu...

# 3M

Circle 105 on Reader Service Card

## Unanswered Questions on DBS

High-power DBS is closer than you might think. Satellite Television Corp's high-power DBS birds will go up next year. Production is underway on home TVROs, which Alcoa-NEC and Toshiba say will be available in quantity at surprisingly low prices. The 200 W transponders of high-power DBS satellites offer considerably better and more exciting service than do medium-power 20-50 W Ku-band transmission or the lower-power C-band service. It's not just a matter of antenna size or price.

No, the real advantage of high-power DBS is a signal quality superior to anything the American consumer has experienced so far—far better than most cable services and with none of the noise or ghosting so common with terrestrial transmission. This high quality will sell. That is why STC and Stan Hubbard of USSB believe DBS can compete with and even replace cable, assuming equivalent programming.

Add MAC (multiplexed analog component) transmission, now planned by STC and already adopted in Europe as the DBS standard, and you have a better signal yet—even with encryption. Furthermore, MAC is well suited to two-channel HDTV transmission.

Higher quality TV service to the consumer at a reasonable cost is possible. But who will be permitted to deliver signals on this new broadcast service? On the surface, one might assume there is room for plenty of players. After all, eight orbital slots at 16 channels each add up to 128 channels. But two of those slots are allocated west of the mainland U.S. and two are needed for the western time zones. The easternmost slot has a power eclipse before midnight, limiting its viewing time. Only eight channels per satellite have identical polarizations, so the practical Ku spectrum is limited.

Is first come, first served a satisfactory method of parceling out this valuable spectrum? Certainly the high risk involved has already screened out many, but is spectrum allocation on the basis of risk capital appropriate? In an earlier time, spectrum was set aside for the specific purpose of education. Is it prudent to try to envision such a social good again, or should the marketplace rule? How long should the current applicants be given to develop their proposed services? And for how long should a licensee have a hold on even a successful service, after due reward for risk? Should not the band be available to others on some kind of timesharing, fee-sharing basis? Now is the time to take a stand on these serious questions.





# Q8 challenges the imagination

with... 2 Independent or Interactive Channels of  
Hundreds of Fonts... and Millions of Colors...  
and Automatic Keystroke Sequencing... and  
"Unlimited" Roll & Crawl... and Pop-On Animation  
... and Fade, Matte & Key ... and Full Studio Timing  
... the possibilities are endless.

Q8 QUANTAFONT® Face-Loadable  
Teleproduction Graphic Titling System.


a decade of commitment

**QUANTA**®

Quanta Corporation • 2440 So. Progress Drive, Salt Lake City, Utah 84119 • (801) 974-0992 TWX 910-925-5684

Circle 106 on Reader Service Card

# Why Panasonic Recam™ "The Making



When Dino De Laurentiis and producer Raffaella DeLaurentiis got together with director David Lynch to film Frank Herbert's classic science fiction novel, "Dune," they knew it wouldn't be easy. But it wasn't just the eight sound stages, desert locations, a cast of up to

20,000 people and a crew of 900. Perhaps Raffaella DeLaurentiis said it best: "Dune is the most technical picture ever made."

That's why it was no surprise that Panasonic Recam was selected to record "The Making of Dune." The reasons: Recam's picture quality

and technology. After all, Recam had already made headlines by recording ABC Sports' momentous ascent of Mt. Everest which was broadcast on "The American Sportsman." And "Benji," the new CBS television series, is also being recorded by Recam.



# was selected to shoot of Dune."



David Lynch  
Director of 'Dune'

Panasonic helped capture all the action from "Dune" on Recam's 1/2-inch format which will later be transferred to 1-inch for television broadcast. All made possible by Recam's incredible YIQ M-format picture quality.

You can see "The Making of Dune"

in 1984. But you don't have to wait until then to see Recam. Call your nearest Panasonic regional office:  
Northeast: (201) 348-7620  
Midwest: (312) 981-4826  
Southeast: (404) 925-6835  
Southwest: (214) 258-6400  
West: (714) 895-7200.



**Panasonic**  
AUDIO-VIDEO SYSTEMS DIVISION

Circle 107 on Reader Service Card



## Zenith-dbx Stereo TV Wins FCC Approval

Accompanied by the sound of manufacturers gearing up to blast the consumer market, the FCC has endorsed the Zenith-dbx BTSC system of multichannel audio for television.

The system, named for the EIA's Broadcast Television Systems Committee, which recommended it, will provide more than stereo for television. Its "separate audio program" channel can operate simultaneously with the stereo channel, allowing second language programming, augmented audio for the blind, and features not related to the video program, such as radio or paging.

A second language option, operating in addition to the stereo channel, is expected to be popular in areas with large

immigrant populations. Also, the Commission has ruled that public stations can make commercial use of the extra channels.

In making its decision, the FCC has tried to allow for future systems by only issuing guidelines for the TV aural baseband, but it also has protected the BTSC system to avoid problems similar to the AM stereo situation. Zenith's transmission and dbx's noise reduction systems have been required for first subcarrier use, and the pilot tone that switches on the BTSC decoders must be kept free.

Zenith and dbx say that the networks and "many television stations" have begun designing transmission and encoding equipment to carry the signals. Zenith is offering its patent licenses royalty-free, while circuit cards can be bought directly from dbx.

On the receiving end, consumer

equipment manufacturers say they will be selling adaptors and stereo television sets by the end of the year, though only in high-end receivers for now. (Several major announcements are likely to be made at the Summer Consumer Electronics Show in June.) The commonly quoted price for adaptors is \$100 without amplifier and speakers, and \$200 for a complete package. VCR manufacturers are expected to come out with different options for recording additional audio channels, again in the more expensive models.

## CBS Affiliate Starts Local NABTS Teletext

While teletext may not be a household word for consumers, a Charlotte, NC, CBS affiliate has become the first station in the country to offer a regularly scheduled, local origination teletext magazine since the FCC's recent deregulation of teletext. WBTV, licensed to Jefferson Pilot Broadcasting, inaugurated the service April 4, exactly a year after CBS initiated its national NABTS teletext magazine. The 20-page WBTV edition interleaves with the network's product.

Concurrent with the WBTV announcement, Matsushita Corp. announced the availability of Panasonic NABTS decoders in the Charlotte market, where NBC affiliate WPCQ carries NBC's NABTS magazine. The decoders, which retail for about \$300, must be used in conjunction with receivers having RGB inputs, restricting them at this time to the very high end of the market. Matsushita says it will soon begin distributing the decoders in additional cities.

NBC is not lagging behind in teletext development. Pier Mapes, the network's president, predicted, "1984 is going to be a year of promotion for teletext." He said NBC affiliate WDSU-TV would launch a major NABTS teletext promotion at the New Orleans World's Fair, including a local edition.

The Panasonic decoders read Line 21 closed captioning as well as teletext, and a CBS spokesperson said the network would start dual-channel, simultaneous Line 21 captioning and teletext next fall.

## BM/E Salutes Winners of Best Station Competition



*Best Station Winners (from left to right): John A. Moline, KNSI/KCLD; Tom Mann, WRC; Robert Rivlin, Editor, BM/E; Scott Standiford, WKYS; Robert C. Wiegand, WPEC-TV; Lenny Davidowitz and Tom Saylor, Empire Video; Jerry Walker, Editorial Director, BM/E.*

Selected by readers' votes in close competition, the winners of *BM/E's* 1983 Best Station and Facility Awards were honored at a reception hosted by *BM/E* at NAB, April 30. Last year's event, the ninth annual competition, was distinguished by a new category, teleproduction facilities. The winning facility was Empire Video, New York City.

Also winning were WPEC-TV, West Palm Beach, FL, in the television category, and KNSI-AM/KCLD-FM, St. Cloud, MN, in the AM/FM

category. A pair of Washington, DC NBC owned and operated stations, WKYS-FM and WRC-AM, won in the FM and AM radio categories, respectively.

What makes a winning station? For some clues, see *BM/E's* December 1983 issue, where the original entries appeared. If you think your station could give the winners a run for their money, let us know. Send us a postcard with the station's name, address, and contact person. Rules will be mailed out later this year.



# Add Color to Your Audio

*In growing numbers, broadcasters and postproduction houses are using the 200 to add ambience to their audio. The 200's Hall and Chamber programs add reflected energy to dry voices, delivering fullness while maintaining clarity and articulation. Simple adjustments of the 200's size control can produce ambiances that identify an unlimited variety of spaces, such as a wooden cabin, an empty factory, a long corridor, or a stone temple. Scenes and dialog acquire more meaning – and the audience's ears appreciate ambience as much as their eyes appreciate color.*

A reliable, cool-running, affordable package.

Human-engineered panel controls for easy, intuitive operation.

On-board mixing.

Programmable nonvolatile memory for storing up to 10 user setups with instant recall.

**Now with the Lexicon Model 200 Digital Reverberator, broadcast audio takes on new color.**

Size control – from the smallest closet to grandest canyon.

Balanced input and output connections with a maximum signal level of +24 dBm – in full stereo.

Hall, Chamber, and Plate programs – each with 10 preset variations.



**lexicon**

60 Turner Street  
Waltham, MA 02154 USA  
(617) 891-6790  
Telex 923468

Export:  
Gotham Export  
Corporation,  
New York, NY 10014

**684 New FM Stations Located by FCC**

Proposed locations of 684 new FM stations have been released by the FCC, the largest block of FM assignments ever made. At the same time, the commission also acted on other areas of last year's docket 80-90, the FM drop-in proposal. (For a detailed look at 80-90 and its effects, see "FCC Rules and Regulations" in this issue, p. 89.)

Most of the 684 new stations will be added in southern states. Their exact lo-

cations are open to change, however, and the Commission is gathering notices until May 15 from those interested in the stations or nearby sites, and is willing to consider alternate locations within the areas it has named. Counter-proposals must maintain spacing with existing stations, and applications must be for a first local or full-time local station, or a minority-owned or public station. Conflicting cases will be decided

according to the revised FM assignment rules.

Applications for the stations will be taken on a staggered basis, probably in early 1985. James McKinney, Mass Media Bureau chief, estimates the final tally of new stations could exceed 1000.

Broadcasters in the markets slated for expansion have mixed emotions about the prospective newcomers, according to an NRBA poll. Most radio executives foresee an increase in programming diversity, but at the expense of their own share of advertising revenues.

In related action, AM daytime stations may lose the diversity demerit they now receive when applying for an FM license in their own communities. Commission chairman Mark Fowler, asking for comments on the proposed move, said daytimers should be given "special consideration, perhaps special preference in any comparative hearing."

The FCC also set up a temporary 10-mile buffer zone for Class C stations with antennas under 300 meters. As part of the reorganization of FM assignments, the buffer is intended to allow stations to relocate and upgrade before the FCC reclassifies any FM broadcasters not meeting the requirements it laid out last year. The zones will expire in March 1987 when new classifications take effect.

And in a reversal of last year's deregulation, the FCC will now require radio stations to file quarterly lists of issue-related programming. Due to a U.S. Circuit Court's remand last year, the Commission had to reconsider its decisions to drop programming logs and ascertainment requirements. However, the new rules will not require explanations of how issues were determined, nor limit the list to 10 issues.

**NEW!**

# BIG CLAIMS FROM THE SMALLEST CONTENDER

## The HME System 82 Wireless Microphone!



**Smallest professional body-pac transmitter made. Weighs only 2½ oz., without battery. Easy to conceal, stays in place.**

**High-impact resistant ABS plastic case with molded-in color paint to wear off, keeps its new look.**

**Detachable, reversible belt clip — Allows antenna and microphone cables to be positioned either up or down without damage or kinking.**

**Dynamic Expansion II — Provides highest dynamic range of any wireless microphone today (over 115dB).**

**Improved RF performance reduces multi-system interference. Over 20 systems can be used interchangeably.**

**Easy access battery compartment is separate from electronics enclosure. Prevents moisture and unauthorized fingers from damaging PC board.**

**Color identification dot matches transmitter to receiver, prevents confusion in multi-system applications.**

**Four pin microphone connector allows interchangeable use of dynamic, positive or negative-ground electret elements... no switching needed.**

Rock-solid radio performance, sound quality that's indistinguishable from a cable and day-to-day reliability our competitors would rather not discuss. These are benefits our professional users have enjoyed for years. So how did HME improve the System 82 over the legendary System 22? We made it a delight to use. Look at the thoughtful convenience features above, starting with a transmitter package that's 9cc smaller than our closest competitor. We designed a belt clip that can quickly be added or removed, and which allows the transmitter to be mounted top-up or top-down for versatility. Color-coded dots match transmitters to receivers to prevent confusion in multiple-system applications; this is important since you can use up to twenty systems together now, thanks to advanced RF technology. Join the thousands of users who have put HME out in front in wireless microphone acceptance. The all-new HME System 82 is waiting for your evaluation... contact your nearest HME dealer or the factory for a demo.

HME also makes the world's most advanced wireless and cabled Intercom Systems.

**hme**  
HM ELECTRONICS, INC.

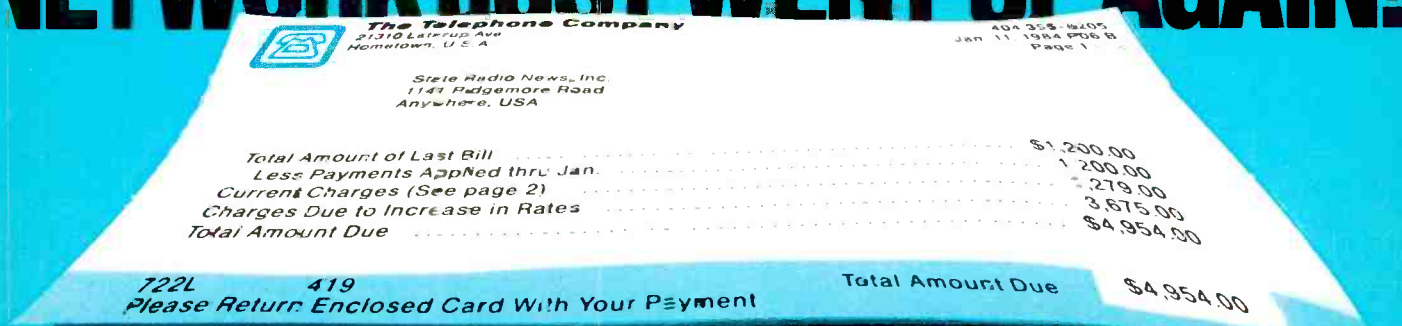
6151 Fairmount Ave., San Diego, CA 92120 Phone (619) 280-6050 Telex: 697-122  
Circle 139 on Reader Service Card

**STC's HDTV DBS Plan Challenged at Meeting**

The ambitious DBS plans of Comsat subsidiary Satellite Television Corp. were vigorously opposed by two other DBS applicants at the tenth American Institute of Aeronautic and Astronautic Communications Satellite Conference in Orlando last March. William Pritchard of DBSS and Stanley Hubbard, Jr., of USSB both objected to the recent STC and CBS filings to the FCC that requested six channels for each, on two orbital slots—all even-numbered chan-



# THE COST OF RUNNING A RADIO NETWORK JUST WENT UP AGAIN!



One look at your phone bill will tell you—doing business over land lines is getting more and more expensive all the time. While at the same time, satellite space costs have actually come down.

That's one reason why Satellite Music Network, CNR Radio, Armed Forces Radio, and over a dozen other radio networks have made the smart choice. The economical choice. When they opted for the convenience, added reach and improved signal quality of satellite audio, they chose Wegener Transmission equipment, exclusively.

When it comes to quality satellite audio, either SCPC or subcarrier Wegener leads the way with a

choice of bandwidths and satellite optimized noise reduction systems—including the revolutionary Panda™ II, with noise reduction capabilities that challenge even digital source program materials.

Service is also important, and our reputation for the fastest and friendliest customer assistance is well known within the industry.

Why wait for another month and another staggering phone bill to go by? Launch your network into the era of reliable, quality satellite audio today.

Call the Wegener Satellite Communication specialists at (404) 448-7288.



**WEGENER COMMUNICATIONS**  
15C TECHNOLOGY PARK/ATLANTA  
NORCROSS, GEORGIA 30092  
(404) 448-7288

Circle 110 on Reader Service Card



nels using the same-sense polarizations necessary for dual-channel HDTV transmissions. Such a request was declared by Hubbard to be "arrogant hogging of the spectrum."

STC's three-phase DBS plan includes beginning a five-channel service this year in the east, going to six channels in both the eastern and central time zones by 1985, and becoming national in 1986. By as early as 1987, collaboration with CBS should make it possible to transmit six channels of HDTV to

homes, assuming the FCC concurs and TV sets become available, distinct possibilities according to STC's assistant VP of engineering, Ernesto R. Martin, who addressed the conference.

Both Hubbard and Pritchard objected to any plan that would give such dominant, well-financed applicants so many same-sense polarizations, and out of the middle of the band at that. Such a plan would force other weaker applicants to use cross-polarized channels, they argued. If STC and CBS get

their way, said Hubbard, the only fair thing would be a law requiring all DBS receivers to be all-channel.

STC countered, however, that such all-channel receivers would be too expensive. Cross-polarized switches incorporated in home terminals would add about \$60 to receiver prices, Martin said, not the \$5 suggested by USSB. The higher figure was supported by Dennis Fraser of Alcoa-NEC, one of STC's home terminal suppliers. Only electronic pin diode switching, an approach still in the laboratory, would be cheaper, Frazer said.

All panelists agreed that some kind of standards for antennas, indoor receivers, and the encryption method were necessary to persuade consumers to buy DBS. No one envisioned consumers buying two antennas, two or more receivers, and a variety of decoders. Martin suggested that applicants less advanced in their plans than STC contact STC's suppliers. Hubbard stood firm, however, and vowed to "protect the American people" from unfair competition pushed by industry Goliaths.

## THE LEGEND LIVES



### LJ-12

#### AUDIO TAPE RECORDER/REPRODUCER


1. Complete microprocessor control of all transport and audio functions resulting in unprecedented operational stability and flexibility.
2. SMPTE compatible with versatile accessory connector containing all vital signals, including RS-232 serial input and output.
3. Digital adjustment and storage of audio parameters eliminates trimpots and allows front-panel adjustment and multiple alignment settings in non-volatile memory (no batteries).
4. Most accurate vari-speed ever offered, with precise digital control of capstan speed from 3 to 36, IPS, and real-time vari-speed correction of the tape timer display.
5. Simplicity by design — in operation and construction.

## LJScully

THE L.J. SCULLY MFG. CGRP.  
138 Hurd Ave., Bridgeport, Ct. 06604 U.S.A.  
203/368-2332

## THE ORIGINAL SCULLYS

Circle 111 on Reader Service Card



*Still Going Strong . . . Contrary to the report in our story on Station Automation (March issue), the RCA TCR-100 quad cart deck is still alive and flourishing. RCA's VP of marketing Andrew Woywood reports 22 were sold last year, at a price of \$200,000 each.*

An FCC industry advisory committee does hope to clarify what standards ought to exist, said Dr. John Clark, RCA director of space applications and moderator of the DBS panel.

Standards, whether de facto or FCC-imposed, undoubtedly will be influenced by STC's decision to adopt a multiplexed analog component (MAC)





## Travel light with the new Electro-Voice® ELX-1 Mixer

It's big enough to handle the toughest  
field assignments—small enough to carry there

Our new Electro-Voice ELX-1 Microphone Mixer has the compact design, rugged construction and self-contained performance features that assure dependable, efficient field operation. For all these same reasons... and more... the ELX-1 will also meet your quality standards for a wide range of studio applications.

### Rack-it...

With the optional mounting brackets, the ELX-1 fits in a standard equipment rack and provides more performance options than you would think were possible in 1.75 inches of space.

### Stack-it...

Multiple units can be used in combination through an integral stacking system to provide as many inputs as you need.

### Pack-it!

Detach the AC power cord, snap on the shoulder strap, place the ELX-1 into your equipment bag and your portable sound studio is ready for action. The ELX-1 automatically switches to internal battery power for dependable performance on the run.

### Greg Silsby talks about the ELX-1 Microphone Mixer:



"Whether this is your first and only mixer—or your fifty-first—we at Electro-Voice know there are three things you need: versatility, dependability, and uncompromising audio performance."

"If your job is news gathering, sports

coverage, studio production, or all three—the ELX-1 meets the challenge."

"I'd like you to see the ELX-1 in action. For the complete ELX-1 story along with information on the rest of the Electro-Voice line of professional products, please write to me: Greg Silsby, Electro-Voice, Inc., 600 Cecil Street, Buchanan, MI 49107."

*Greg Silsby*

Market Development Manager, Professional Markets



**EV** Electro-Voice®  
a gulton company

When quality really counts, professionals count on Electro-Voice.™

Circle 112 on Reader Service Card

format for transmission. While the front-end portions of NTSC and MAC receivers would be similar, circuits theoretically would be optimized for one or the other. MAC may not be deemed necessary by those not interested in providing a pay service or HDTV. The question then becomes one of how much compatibility ought to exist or how much must exist if DBS is to capture the imagination of the buying public.

To the surprise of many attending the

AIAA conference, none of the DBS panelists, including Ed Horowitz of HBO, saw DBS strictly as a rural service. The quality of the DBS signal, its low price, and an attractive programming mix make it an alternative to cable, MDS, SMATV, and VCRs.

## Ownership, Attribution Rules Loosened by FCC

Ownership regulations loosened another notch as the FCC eased its definition

of what constitutes media ownership and also set aside a 1970 proposal to divest all cable/broadcast cross-ownerships.

Major changes in the ownership attribution rules now define owners as those holding five percent of a company's voting shares. This new benchmark applies even in large corporations; the FCC has abolished the distinction between "widely" and "closely" held companies, i.e. over or under 50 shareholders.

Also receiving new quotas are institutional investors, who may now hold up to 10 percent of a company's stock without being defined as a media owner. The benchmark had been 5 percent.

Nonvoting stock and limited partnerships, in which "the general partner(s) is truly independent," will no longer confer any ownership status. This provision especially, the FCC says, should help new and small licensees obtain capital.

**GO BUILD AN EMPIRE!**

**And that's just what we did for Empire Video!**

A.F. Associates is proud that it was selected to design and fabricate the Empire Video 1" editing facility that has just won the BM/E 1983 Best Facility Design Competition.

Congratulations to everyone at Empire Video!



**A.F. ASSOCIATES INC.**

ADVANCED SYSTEMS AND PRODUCTS FOR THE VIDEO INDUSTRY  
AFA SYSTEMS DIVISION 100 STONEHURST COURT NORTHVALE NJ 07647 (201) 767-1000

Circle 113 on Reader Service Card






Videocom Satellite Associates board chairman Daniel Swartz (left) and director of telecommunications Frank Cavallo review marketing plans for the company's new Dalsat D-42 transportable earth station. The New England communications company has already used the dish, mounted on a 42-foot tractor-trailer, for presidential campaign coverage.

Officers and directors who are not involved with licensees within their company will no longer have to be reported as owners.

In other action, the FCC is reconsidering its stance on cross-ownerships. It has again grandfathered 13 cable/broadcast cross-ownerships that a 1970 ruling prohibited and has set aside five other cross-ownerships classified as "egregious" because they involve commercial stations supplying principal service within the cable community. First, the Commissioner says, it will consider a petition to drop the cross-ownership rule.





# Freedom to Choose your Digital Video Processor or Transmit by Satellite Without Affecting your Audio

*That's what is designed into  
Lexicon's Model 1300 audio-to-video  
delay compensator.*

- 20-kHz bandwidth
- < 0.025% harmonic distortion
- Transformer balanced inputs and outputs
- Delay from 0 to 340, 680, 1365, or 2048 ms – 1300s (stereo)  
0 to 680, 1365, 2731, or 4096 ms – 1300 (mono)
- +24-dBm input/output level

Your video devices should communicate with an audio delay unit that precisely\* compensates for video delay, holding lip sync.

The Model 1300 does just that – with any video device you own or expect to own. The Model 1300's advanced engineering provides transparent audio processing and conforms to the 16-bit standard, offering the highest quality broadcast audio even when your signal is passing through a series of delay processors.

The Lexicon Model 1300 has been evaluated and approved by ABC, CBS, and NBC network laboratories and is in use at all three facilities. For more information call or write Lexicon.

Lexicon-designed and manufactured converter subassembly with 16-bit linear PCM encoding and 48-kHz sample rate

Software-based input control module that measures video timing differences or recognizes pulse widths, RS422, or a variety of other sync protocols

Lexicon, Inc.  
60 Turner Street  
Waltham, MA 02154 USA  
(617) 891-6790  
Telex 923468  
Export: Gotham Export Corporation  
New York, NY 10014

\*Hysteresis prevents video sampling alone from doing the job – for more technical information call or write for our Delay Synchronizer Applications Note.



## NEWS BRIEFS

The NAB has published 1981 and 1982 **Television Market Reports**, listing total revenues, expenses, and before-tax profits of 82 markets in the 1981 report and 67 in 1982. To be covered, each market had to contain at least three stations, all of which had to have filed figures. For more information call 202 293-5121; to order call 800 368-5644. Cost to NAB members is \$50 per report or \$75 for both . . . . AGB Research PLC of London has established a subsidiary company, **AGB Television Re-**

**search, Inc.**, in Hicksville, NY. AGB conducts audience research in 20 countries and is now testing its PeopleMeter in the US.

If the FCC does relax its ownership rules, the broadcast and entertainment industries could be the next area for **big acquisitions and mergers**, according to The Wall Street Journal. Though takeovers would have to be friendly due to license transfers, those companies said to be among the most vulnerable are ABC, RCA, Storer, Capital Cities,

Scripps-Howard, Taft, Gulf, and General Tire (RKO) . . . . HBO has bought the nonexclusive use of most **Universal movies** for the next six years, starting with 1983 product, and reportedly will strike a similar four-year deal with 20th Century-Fox.


Outlet Co. has opened a **Washington, DC news bureau** to feed its five TV and five radio stations. Outlet was recently bought by Rockefeller Center, Inc. . . . . VideoStar Connections, Inc. and Pyramid Video, Inc. plan to build a **satellite communications facility** on top of the National Press Building in Washington, DC. Initial plans call for two transmit/receive earth stations using the Ku-band to access both US and Canadian satellites.

Due to judicial remand of its radio deregulation, the FCC will now require radio stations to file **quarterly lists of issue-related programming**. However, explanations of how issues were chosen won't be required, and lists can include over 10 issues . . . . The NRBA has put out a set of guidelines explaining how stations can protect **call letters, logos, and slogans** with trademark registration . . . . The FCC is mailing **pre-sunrise authorizations** to over 180 AM stations on Canadian Class I-A clear channels.

The NAB has asked that the FCC not drop its "major change" definition for FM and television **service area changes** of over 50 percent. The Association cites allocation and interference problems between Channel 6 and FM noncommercial stations . . . . The FCC has proposed allowing television stations to use the **vertical blanking interval** for data transmission in addition to teletext. The Commission expressed special interest in receiving comments on paging service requirements.

The NAB has come out in support of an FCC proposal to give traditional TV **translator applications** priority over LPTV applications in processing. The Association "objects strenuously," however, to the Commission's suggestion that financial qualification showings be dropped from the application form.

Metromedia has said it will sell **KJR-AM**, Seattle, to Ackerley Communications for \$6 million. More of its AM stations are reportedly about to be sold . . . . Price Communications has bought **WTIX-AM** of New Orleans and **KOMA-AM** of Oklahoma City from Storz Broadcasting Co.



### With McCurdy's Extended Range Meter

- Accurate, self-contained unit in only 3.5 inches of standard rack mount space.
  - Input sensitivity from -50 dBm to +30 dBm in 2 dB steps.
  - Bridging and matching balanced inputs.
  - Balanced monitor and line outputs.
  - Optional PPM Meter for simultaneous measurements.
- Get performance and peace of mind in the McCurdy tradition with the SA-14023 Extended Range meter.

### McCurdy Radio Industries

108 Carnforth Rd., Toronto, Ontario, Canada M4A 2L4  
Tel: (416) 751-6262 Telex: 06-963533  
1051 Clinton Street, Buffalo, New York 14206  
Tel: (212) 772-0719


Circle 115 on Reader Service Card



# BRILLIANCE

The richness of sounds produced in their fullest natural intensity. Richness captured through outstanding signal-to-noise with minimal distortion characteristics. Richness resulting in a video tape of exceptional brilliance. Ampex 197.

**AMPEX**

Ampex Corporation • One of The Signal Companies 

**AMPEX**  
**197**

PROFESSIONAL BROADCAST VIDEOCASSETTE 

# The best there is!

## The SDS-2 Signal Distribution System

*The perfect blend of hardware and software for versatile, flexible and truly expandable signal routing.*

Compare these features:

- Classical design... one crosspoint for every path.
- Highest density crosspoint array.
  - 2048 crosspoints in only 8 RUs.
  - 96x96 video plus audio with redundant power supplies in only 72 RUs.
- Field expandable from 32x32 up to 512x512.
- Reliable Hybrid circuits for video crosspoints.
- Audio processing fully balanced.
- MicroPatch™ software includes Breakaway, Status Display, I/O Locks, Real Time Salvos... standard with the SDS-2.
- Control... varied and flexible for easy expansion and system reconfiguration.
- The most competitive cost per crosspoint.

Find out why the SDS-2 is the best there is. Call or write today.



Central Dynamics, 401 Wynn Drive, Huntsville, AL 35805 (205) 837-5180  
New York: (914) 592-5440 Chicago: (312) 991-4720 Los Angeles: (213) 766-8185  
Texas: Gene Sudduth Co., Inc., Paris (214) 785-5764 and Flint (214) 894-6303  
Washington, DC: Wiltronix, Inc. (301) 258-7676  
Montreal: 147 Hymus Blvd., H9R 1G1 (514) 697-0810 Toronto: (416) 446-1543

Circle 117 on Reader Service Card



**Final Inspection  
Approval**

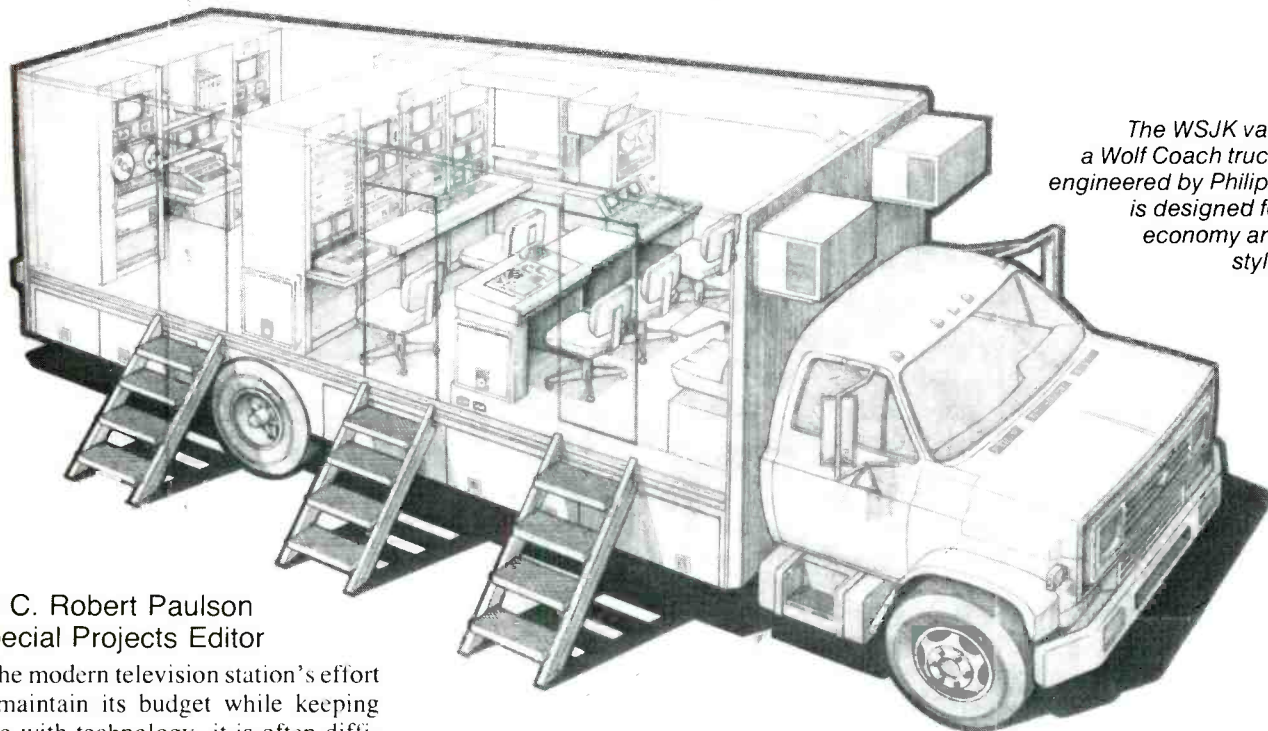
SHIP TO: \_\_\_\_\_

**Being delivered now.**



# TELEVISION programming & production

## Budget-Conscious Station Justifies Mobile Teleproduction Cost



*The WSJK van, a Wolf Coach truck, engineered by Philips, is designed for economy and style.*

By C. Robert Paulson  
Special Projects Editor

In the modern television station's effort to maintain its budget while keeping pace with technology, it is often difficult to justify the cost of such expensive and sophisticated equipment as state of the art mobile units. In the public broadcasting world, studio production systems are often old and post-production limited to cuts-only systems in TBC-less, CG-less, efx-less not-so-suites. Field production can mean breaking out single-camera/VTR systems that often date back to half-inch reel-to-reel Porta-Paks. There's seldom enough money to do more than support an always inadequate staff, plus occasional hardware purchases to keep the shop running.

WSJK-TV's studio production and post-production facilities, located on the University of Tennessee Knoxville campus, have been a cut above that poverty level for many years. However, until the 1982 Knoxville World's Fair opening became the agent for change, the station's ability to operate a mobile system was definitely in need of assistance. Mobile equipment included a couple of early-generation portable broadcast cameras and VCRs and a

small two-camera van, which had none of the "production values" now demanded by every director.

Typical requests for mobile production services from University departments and state agencies were far beyond the capabilities of the station's existing equipment. Events coverage required versatility, ranging from the Governor's annual State of the State address to intrastate sports competitions, to state education meetings, to medical conferences and cultural events. Since the university and state agencies generally had adequate budgets to pay for their special video service needs, the only problem was that the local station lacked the hardware required for such productions.

In order to meet this kind of market demand, WSJK-TV's mobile production capabilities were upgraded in the spring of 1982. The station was assigned the role of documenting and distributing videotaped programs of cultural, informational, and educational interest originating at the summer

1982 Knoxville World's Fair. The complexity and quality of these events required the coverage capabilities of a network-caliber production vehicle.

To satisfy the need, WSJK went to Philips Television Systems for the design and construction of a 22-foot television production system installed on a 30-foot van chassis. The van was custom-equipped to support North American Philips Corp.'s participation in the World's Fair, demonstrating the state of the art in communications technologies. WSJK-TV utilized the unit during the fair as its on-site operations base, and acquired it for full-time use at the fair's close.

Philips completed construction of the van in time to introduce it at the 1982 NAB show in Dallas. This author made use of it there at odd hours to complete editing of some NAB videotaped presentations and was impressed with its user-oriented layout. Post-production activities were carried

# TELEVISION PROGRAMMING


out with no interference to production demonstrations occurring elsewhere in the unit.

## Full-time duty

After the shakedown at the NAB, the unit proceeded to Knoxville just before the fair's opening day. Suddenly it was on full-time duty without breaks—seven days a week, eight to 10 hours a day, for six months. Each shoot was a new remote at a new Knoxville site, and on many occasions several new set-ups per day were required.

Thus trained as a team by the time the fair closed, the WSJK-TV mobile unit crew and van went on the road. In the next twelve months they played at every major college football stadium in Tennessee, score of arenas, auditoriums, concert halls, and at the state capitol. Several out-of-state football games remotes added more stadium dates throughout the South. On an increasing number of assignments the van now rolls with a skeleton WSJK-TV caretaker crew, and is set up and operated on location by local production crews.

Entering 1984, the station management looks at its telecommunications



*At the character generator and video monitor station, Elaine Tomber overlays video credits.*

vehicle as an income-generating asset, with potential for continually increasing its workload and its income. Net proceeds from rentals and production services billings are therefore being used to satisfy a long-term objective of


making the unit even more rentable. What made it possible for this unit to become an income-generating asset, rather than an expensive toy impossible to justify as a capital investment? There are many reasons, as Mike Knight, chief engineer at WSJK, recounts. They all relate to the vehicle design and its basic equipment complement. In the parlance of the computer industry, the truck is "user-friendly."

## Meeting needs

"For instance," says Knight, "its size is ideal for our needs. It's not too expensive to take out, and we can drive it and park it just about anywhere. With everything inside turned on, including air conditioning, it draws 60 A maximum from a 208/220 V single-phase power line. We can therefore power up immediately anywhere we can find a standard 100 A electrical service drop.

"Next," Knight continues, "the video and audio systems in the truck can operate as a field production setup with ISO or switched feed videotaping, as a complete post-production editing facility, or as a field-based master control. At a news conference opening the

## ME-288 PAL/NTSC Standards Converter



### Remarkable Low-cost Digital Image Processor

Unique in the field of digital video processing, the ME-288 combines TBC, noise reducer, color correction, synchronizer, field/frame store, H & V image enhancer plus PAL/NTSC standards conversion in one integrated unit.

## ME-238 Kit for Type C VTRs



### Record, Play & Dub Complete Sports Events & Full-length Movies . . . Non-stop!

Extend record/play time to 3 hours on Ampex VPR-80, VPR-2, Marconi VTRs, Sony BVH 2000; 2 hrs, 40 mins on Sony BVH 1000/1100 recorders. Ideal for master playback when dubbing to small format machines or for automated programming.

# MERLIN

Call Toll Free 800-227-1980 (Calif 415/856-0900 Collect)  
**MERLIN ENGINEERING WORKS**  
 1880 Embarcadero Road, Palo Alto, CA 94303



World's Fair, we supplied 25 video and audio feeds to the media pool, plus power to operate their pickup equipment."

A visit to the production control area reveals other facilities to support the van's master control capability. The telephone system provides five lines for connection to telco drops. Combined with a three-channel intercom and cue system, the production staff has simultaneous ability to conduct interviews with people anywhere in the world, talk back to announcers, cue talent and crew, call the shots, and develop camera and CG visuals for callup when needed.

Input and output interfaces are also included that provide tie-ins to telco standard 124 ohm video loop circuits. At the Knoxville Fair, this circuit ran 7000 feet back to the studio, eliminating risks of using microwave links in this high-noise environment.

For production operation, Philips initially configured the truck with three LDK 14 convertible studio/EFP camera systems, two automatic editor PVP-2B Type C VTRs, two 3/4-inch U-Matic editing VCRs with TBCs, and a 3/4-inch




Videotape operator Al Campbell performs insert edit with Philips recorders in taping facility of van.

U-Matic portable. Spaces in the CCU rack and cable facilities were provided for two additional cameras (now part of the standard complement). All video sources were wired through a 12-input ADC video production switcher with

an SEG and chroma key.

On-board Hannay motorized reels carry 1000 feet of multicore cable for each camera. Setup and strike have therefore not been laborious efforts. Knight indicates that he had been con-



**TELEX**

# AUDIOCOM

## For Communications Behind The Scene

AUDIOCOM. The closed circuit intercom for small, large, portable or fixed installations at concerts, stage productions, film or TV studios, stadiums or race tracks, industrial or public safety applications. AUDIOCOM belt packs or wall mount stations can be "daisy-chained" by the dozens over five miles without degradation in signal quality or strength. AUDIOCOM interfaces with other sound systems and telephone circuits. AUDIOCOM includes headsets, mics, cables, switchboards, signalling kits, even battery packs for remote locations; the complete intercom system for communications behind the scene.

Quality products for the audio professional.



**TELEX**

TELEX COMMUNICATIONS, INC

9600 Aldrich Ave So Minneapolis, MN 55420 U.S.A.

Europe: Le Bonaparte—Office 711, Centre Affaires Paris-Nord, 93153 Le Blanc-Mesnil, France.

## TELEVISION PROGRAMMING

cerned that many setup/strike activities would be difficult without triax, but this has so far not been the case. In any event, Philips product manager Nick LaBate points out that the LDK 14s can be converted quickly, even temporarily, for extended-run triax operation.

Master videotaping and post-production activities are organized in an area physically separated from production control. An Ampex TRE-2 cuts-only automatic editor controls the two Philips VTRs; the station currently does not see the need for expanding the system to A/B roll capability. As configured, interformat and multiple copy dubbing are readily accomplished by the editor. Feeds from production cameras, the CG, or external sources can be individually or composite taped and then cut into a final production.

### Audio upgrades

Production audio facilities initially installed included a Richmond 24-input, eight-channel stereo audio production mixer configured for selectable mic and line level inputs. While adequate for most television broadcast activities, this system has



*Karl Tilley, WSJK-TV engineer, fine tunes video input at the camera control station located in the center area of the van.*

been tagged for near-future expansion to make the truck "more rentable." A larger, more versatile board with several submixers will be installed to handle sound pickups requiring stereo grouping or coverage of a large orchestra.

Video capability upgrades meeting the "more rentable" expense justification began with the installation of ISO switchers for each VTR. Each includes a slow-mo controller for instant replays and three monitors continually displaying VTR input, output, and program. A dual-channel Chyron 4100 color character generator replaced the truck's original mono unit last fall. A second channel was added in time to

meet NBC's demands for production capability at the 1984 SEC playoffs.

Thus equipped, and with the system I/O interfaces previously mentioned, the van is most useful as a "B truck" taping and graphics facility on network remote productions. To use its expanded production versatility as the "A truck" on WSJK-TV assignments, the station is buying a larger capacity video production switcher.

One initial design feature of the van won't need any upgrading, Knight points out. It's the "beautiful job Wolf Coach did on the interior spaces design, lighting, and decor. The trim and carpeting are both durable and elegant, and make people feel at home. The three comfortable chairs for the producer and guests in the VIP section right behind the switcher are the final touch."

Can a public TV station cost-justify a top-of-the-line teleproduction vehicle? WSJK-TV's experience proves that the answer can be affirmative—if the truck has uncompromising broadcast quality along with the versatility and adaptability to meet each client's specific needs.

BM/E

# THE BETTER NiCad BATTERY PACK

**PACO DP-1240 (12V/4AH) FOR ENG cameras and VTRs**

Other Nicad Battery Packs have particular good features but **ONLY PACO HAS THEM ALL!**



- ◇ Replaces Sony BP-90
- ◇ Uses standard charger (Sony BC 210)
- ◇ Same small size  
123 x 170 x 37 mm  
(4 7/8" x 6 11/16" x 1 7/16")
- ◇ Lighter weight  
1.50 to 1.55 Kg.  
(3.3 to 3.4 lbs.)
- ◇ Higher capacity  
4.0AH at 0.8A/rate
- ◇ Less recharging
- ◇ Reduced memory effect
- ◇ Special thermal protector
- ◇ No fuse replacement

**WANTED.....Sales Agent**

**PACO ELECTRONICS INDUSTRY INC.**

807 Heights Aoyama, 5-10-5, Minamiaoyama, Minato-ku  
Tokyo 107 Japan TEL: 03-486-6791  
TELEX: 02427159 PACO FAX: 03-486-7204 GII, III



**Scientific  
Atlanta**



# A BIG SOLUTION FOR A BIG DECISION.

Satellite transmission of broadcast programming is creating new standards of excellence in program distribution and new challenges for specifiers of broadcast equipment.

Scientific-Atlanta offers some criteria to consider in your quest for the best satellite earth station.

## **SCIENTIFIC-ATLANTA OFFERS THE MOST COMPLETE LINE OF SATELLITE VIDEO AND AUDIO PRODUCTS...**

Your two priorities in earth station selection should be the quality of individual products as well as complete system performance. (Remember, you're buying more than just an antenna.)

Scientific-Atlanta's uplink and downlink earth stations are complete systems — antennas, exciters, receivers, low-noise amplifiers, switching equipment, highpower amplifiers, plus every accessory. Even mobile uplinks for location work. Each component is designed to function in perfect tandem with other Scientific-Atlanta components.

You get a fully integrated system with no interface problems. It's more cost efficient, too, because you get only the features you need.

Scientific-Atlanta earth stations are always available. There's no waiting for your system to be specified, assembled and shipped.

Every step in the design, every component in the engineering is true state-of-the-art...to provide you unremitting performance.

## **...PLUS THE MOST COMPREHENSIVE AFTER-SALE SUPPORT.**

Another important factor is accountability. As a single-source manufacturer of turn-key systems, we can provide full, continuous, after-the-sale support.

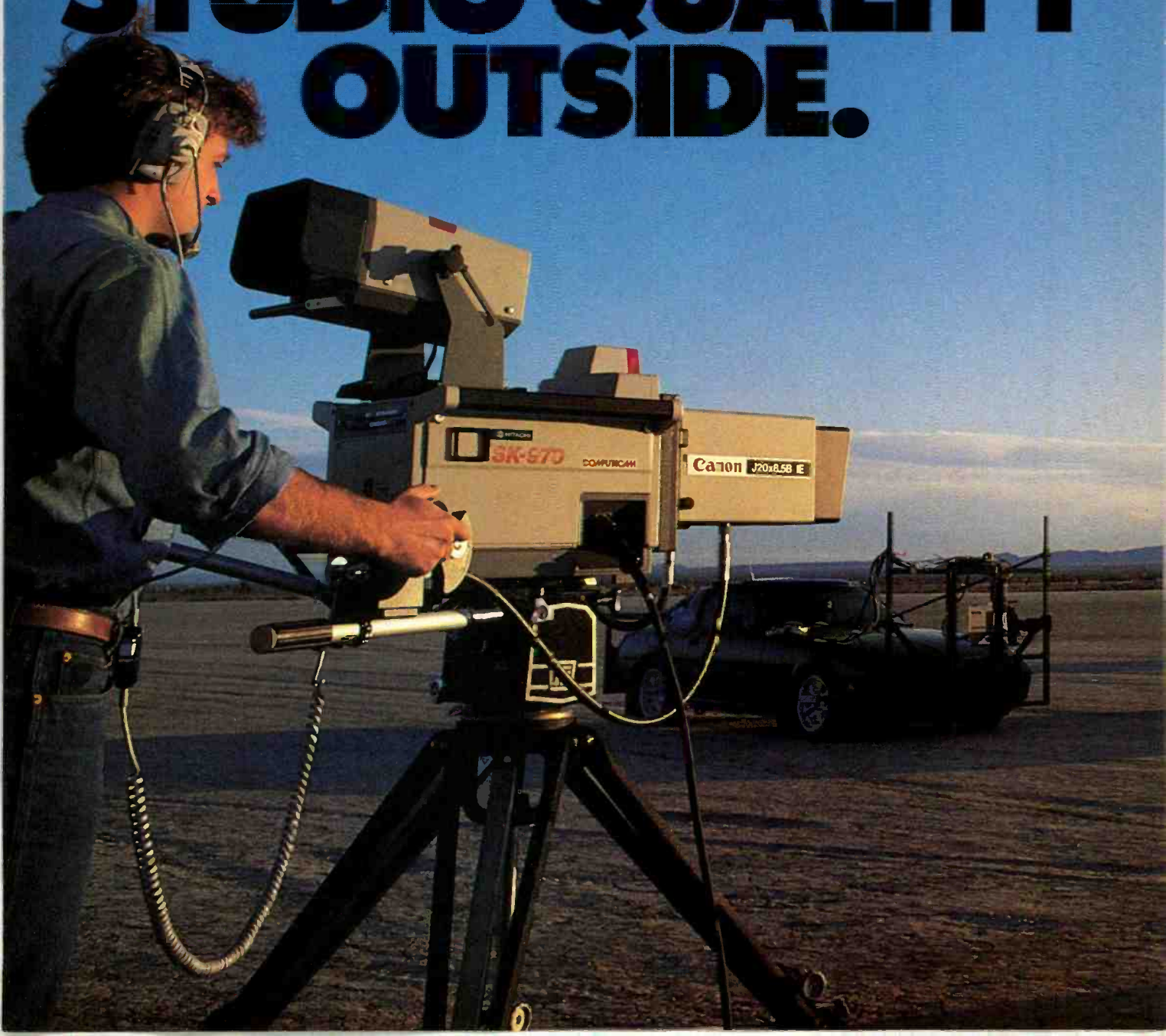
We can help you install your new Scientific-Atlanta system and bring it on-line. We offer comprehensive training for your operations staff. And we inventory replacement parts to give you the latest possible turnaround for maintenance and repairs.

## **WE OUTSELL ALL OTHER EARTH STATION MANUFACTURERS.**

A final decision factor is track record. How long has your intended supplier been in this business? Who are their satisfied customers? Scientific-Atlanta has been instrumental in the actual development of broadcast earth station technology. Many of our innovations have shaped the earth station concept as it exists today. And, right from the beginning, we have maintained the leadership of the market. Every year we continue to outsell every other manufacturer of satellite earth stations.

It's a big decision. But there is a big solution. That solution starts now with your first call to Scientific-Atlanta. Do it today. Find out exactly how Scientific-Atlanta uplink and downlink earth stations can be your best solution. Call Dan Landreth at (404) 449-2844. Or write us at Scientific-Atlanta, Dept. AR, Satellite Communications Division, 3845 Pleasantdale Road, Atlanta, GA 30340.

**HITACHI PUT  
THE COMPUTER  
INSIDE  
SO YOU CAN TAKE  
STUDIO QUALITY  
OUTSIDE.**





You're shooting the big one. A national political convention. The World Series. Or the most ambitious car commercial ever taped on location.

Until now, either you run the risk of ruining your best studio cameras in the field. Or go with your best field cameras and risk falling short of the quality you're looking for.

Well, agonize no longer. Hitachi's new Computacam™ is here. The first video camera with an on-board computer that sets up automatically in just 2 minutes—including the green channel. And that delivers big camera studio performance at virtually any location. Because the computer in Computacam gives you total control.

### POWERHOUSE COMPUTER IN A 55-POUND PACKAGE.

With the Hitachi Computacam SK-970, you don't set up cameras one by one using an external computer—which can waste all kinds of expensive time on a multi-camera shoot. And which means you can lose automatic set up on all your

cameras if the external computer should ever go down.

Your least experienced cameraman can balance all your Computacam cameras perfectly with the push of a button. Each camera has a built-in diascope. And each computer has data files that correct for everything from light to lenses. These files even "remember" conditions if you should ever have to reshoot. Yet all these electronics come in one small, incredibly rugged package.

Most important, the computer in Computacam is the *only* one that can store data to correct for registration errors caused by lens zooming and focusing. And it's the *only* computer that dynamically compensates for temperature so you'll know your picture's centered in either a blazing desert or a blinding snowstorm.

### PLUMBICONS AND OTHER PLUMS FOR PERFECTIONISTS.

For all its finesse in the field, don't forget you're also getting a *great* studio camera in Computacam SK-970. That comes with either Plumbicon® or Saticon®

high-performance pickup tubes that provide up to 700 lines of horizontal resolution. This means picture quality that can open up whole new markets.

Computacam is the beginning of a whole new family of cameras. We already have an EFP shoulder-mount version—the SK-97—that also has an on-board computer and the same technical features you get in the SK-970.

What will it cost you to have the camera for all places and all seasons? Put it this way. Even with a 7-inch viewfinder and a wide array of lenses, it's a whole lot cheaper than the finest motor car. And you'll be getting the same order of performance.

Only Hitachi has Computacam. And it's not excessive to say it's the next generation of video cameras.

For more information, contact Hitachi Denshi America, Ltd., Broadcast and Professional Division, 175 Crossways Park West, Woodbury, NY 11797. (516) 921-7200. Offices also in Chicago, Cincinnati, Dallas, Denver, Seattle, Atlanta, Los Angeles and Washington, D.C.

 **HITACHI**

Circle 122 on Reader Service Card



High speed camera car by Rainbow Industries

# **155 STATIONS ARE WITH US! MORE RECEIVER BUILDERS CLIMB ON BOARD! MOTOROLA C-QUAM AM STEREO ROLLS ON!**

And the bandwagon picks up speed! As of now, 56%\* of the listening population of the U.S. is covered by C-Quam!

GM/Delco already offers C-Quam single system receivers in '84 models. Chrysler to follow in '85 models.

Concord, McIntosh, Samsung, Sherwood and other receiver manufacturers are gearing up for production right now!

If you expect those sets to play your kind of music, call Dick Harasek at (312) 576-2879, or Chris Payne at (202) 862-1549.

\*based on Hiber, Hart & Patrick estimates

**MOTOROLA AM STEREO. THE WINNING SYSTEM.**





# RADIO

## programming & production

# International Radio Programming Market: A Definite Maybe

By John Storm Roberts  
Special Assignments Editor

Although it is true that the levels of international radio programming sales are still a far cry from the sales figures achieved by TV programmers, there are new indications that the foreign market is beginning to open up for radio broadcasters. As proof, this year saw the beginning of the International Radio Programming Market, a conference/exposition held in conjunction with the MIDEM music market in Cannes, France.

Naturally one of the questions at the first Radio MIDEM was, "Is there, in fact, a potential market for US programming in the rest of the world?" The answer, as provided by the event itself, and particularly by a two-session symposium jointly organized by MIDEM and *BM/E's World Broadcast News*, was a definite maybe.

If there does prove to be a viable market, this will be because the nature of radio in many countries has changed.

Radio in most countries outside the Americas has traditionally been public-service (though it might carry commercials as a revenue raiser), normally a monopoly, often government-owned, and usually national in organizational scope and to a large extent in coverage. These national radio broadcasters have tended to be highly self-sufficient as far as programming is concerned, and most movement of programming across frontiers has been by way of exchange arrangements—through such regional organizations as the European Broadcasting Union (EBU).

Over the past decade or so, however, a slow revolution has been taking place, impelled partly by the development of FM radio; partly (especially in Europe) by a need to deal with pirate radios which appealed more to the young than the official radio fare; and partly by the profit motive aided by a right-



Antonio Piserchia (RAI, Italy), Tom Rounds (ABC Watermark), Bernard Palmer (BBC).



Alain Manevy (Radio France), John Storm Roberts (Editor, *BM/E's World Broadcast News*).

ward electoral swing in many nations. This revolution has brought the introduction of private, usually commercial radio to countries ranging from Australia to France.


A small and unorganized trade in radio programming has already developed between these new stations and such American syndicators as Westwood One, which has sold *Dr. Demento* to several countries, including Australia, and ABC Watermark, whose *American Top 40* is also an international best seller. What is not yet clear is whether a major market can develop, given problems such as lan-

guage barriers, differing program mixes, widely varied rights agreements, and lack of recognized pricing structures.

The international panelists at the MIDEM/WBN symposium first looked at the question of whether it is possible to come up with programming that can fit the enormously differing needs of broadcasters in different countries. They identified music (both pop and classical), drama, and documentaries as likely to attract international audiences.

The session made clear that, like the television programming market, the


# RADIO PROGRAMMING



## Continental's 5 kW AM Power Rock: a sound winner that's ready for AM stereo.

The Power Rock is designed to give you the very best audio. Listen to the loud, clear signal, and you know you have a winner. The Power Rock is ready for AM Stereo and accepts sophisticated audio.

- Owners and managers like Power Rock's superior performance and outstanding on-air performance.
- Program directors like the crisp, clean signal and compatibility with the most sophisticated audio processors.
- Engineers like the proven design and conservative components: a safety margin for steady, reliable on-air performance.



Left: Photo shows excellent dynamic response of Continental's 5 kW AM transmitter at 20Hz modulation. Right: photo of modulation wave form shows effect of Instantaneous Peak Limiter

For a copy of our brochure on the 315R 5 kW AM Power Rock, call (214) 381-7161. Continental Electronics Mfg. Co. Box 270879 Dallas, TX 75227.

© 1982 Continental Electronics Mfg. Co. /5101

**Continental Electronics** 

Circle 124 on Reader Service Card



Rudolf Heinemann (WDR, West Germany), Norm Pattiz (Westwood One), Jerry Schoenbaum (Kenron Productions, New York).



Ted Dougherty (BBC), Guy Mazzeo (CBC), Simon Monceau (Radio Monte Carlo), Dean Grier (WFMT-FM, Chicago).

radio market will require careful development over a number of years. Nevertheless, panelists representing Radio France, Italy's RAI, the BBC, and program producers from the U.S. expressed confidence that the market will develop from the relatively limited exchange arrangements of today.

A major reason for this confidence is that radio stations are still growing in number—and with more stations will come the need for more material. Moreover, the technology is in place to deliver radio programming worldwide via satellite.

"These are exciting times for radio" as Westwood One president Norm Pattiz put it. "We are seeing a revolution on a global level, and like all revolutions we are not yet sure where it is taking us. Technology has now made it possible to realize the 'global village' envisioned a decade ago."

The panelists generally agreed that the growth of radio stations will create new forms of competition in countries that heretofore have not experienced it, and that this trend could only improve the quality and diversity of programming. However, they disagreed over what form this competition will take.

ABC Watermark president Tom Rounds, for example, predicted that ra-

dio in Europe will follow the format pattern set in the United States. But Radio France program consultant Alain Manevy held that the vast amount of material already being produced would set the pattern for future radio stations.

On the question of money, given the fact that radio budgets are almost uniformly tight, Pattiz suggested that to succeed, international programming will have to be delivered with commercial sponsorship or advertising. Agreeing that some form of revenue is essential to make programming available, BBC Transcription Service program manager Bernard Palmer argued that the nonprofit approach taken by his department will remain viable. Both RAI's Antonio Piserchia and RF's Manevy stressed the importance of co-productions in covering the costs of providing programs.

"I think we can do co-productions between two countries about world-famous figures and present two views of these people," Piserchia suggested. "Or we could produce programs featuring original sound effects that would overcome language barriers."

Nor are the sales or co-productions the only means of internationalizing radio. Some producers are already devising innovative alternatives. U.S.



# Fidelipac announces Dynamax™ audio tape.

Here's Dynamax.™ A new brand of brilliant audio tape, formulated to satisfy the special requirements of the broadcast professional. And not the mass production standards of consumer tape.

To create Dynamax, we built a brand new manufacturing facility, and had each piece of production equipment designed to our own specs. Now we can monitor and control the manufacture of every inch of tape we put in our cartridges.

As a result, the mechanical and electrical properties of Dynamax are superior to those of any lube tape available in the world today.

The 1 mil Mylar® base film used for Dynamax broadcast tape is almost twice as thick, and twice the weight, as that used in the ScotchCart.™ And our cross-linked urethane resin binder system guarantees the best possible bonding of the oxide, totally unlike the cheap vinyl adhesives used by 8-track manufacturers in consumer tape.

The bonding is so positive, so permanent, that oxide shedding, and the problems shedding creates are virtually eliminated.

This combination of features means that tape life of 10,000 plays or more can be expected from



*Dynamax broadcast tape, in Fidelipac cartridges, will deliver 10,000 plays—or more!*



*Fidelipac is making a new brand of broadcast tape, Dynamax, formulated to satisfy the special requirements of the broadcast professional.*

Fidelipac cartridges loaded with Dynamax.

Phase stability is enhanced by maintaining constant tape width, and smooth, clean edges. On our own tape slitting equipment, we can control tape width to 1/1000 of an inch. So, the stereo phase performance of our Master Cart,™ loaded with Dynamax, is truer than ever.

I'd like to send you a sample Fidelipac Master Cart loaded with Dynamax broadcast tape. Just circle our number on the

reader response card in this magazine, or write me, Arthur

Constantine, at the address below.

Test Dynamax broadcast tape yourself. Measure the long life. Delight in the transparent sound.



**FIDELIPAC®**  
BROADCAST TAPE PRODUCTS

Fidelipac Corporation □ P.O. Box 808 □ Moorestown, NJ 08057 □ U.S.A. □ 609-235-3900 TELEX 710-897-0254 □ Toll Free 800—HOT TAPE

*"Dynamax" trademark applied for. "ScotchCart" trademark applied for. ® Registered trademark of Dupont.*

Circle 125 on Reader Service Card

SAVE  
\$340<sup>00</sup>

DIGITAL AUDIO DELAY

BLEEPMATE™ 675/II

\$1285

~~\$1625~~

## NAB Sale

Now you can buy this solid-state simplicity for hundreds less than many tape delays cost.



Comex's new Bleepmate-675/II a simple yet sophisticated, fixed, 6-second solid-state delay, has no moving parts (so technical and on-air talent aren't bothered by endless tape/head upkeep). And the 675/II has a broad  $\pm$  1dB, 20Hz to 7.5kHz response. Its low price makes systems redundancy practical, too.

- Limited offer.
- Call or write now.
- Sale ends  
**6-30-84**

Comex Systems  
2 Columbia Drive  
Amherst, N.H. 03031  
(603) 889-8564  
Telex 953120

Comex Systems,  
A Division of the Successor Corporation

# COMEX SYSTEMS

Circle 126 on Reader Service Card

## RADIO PROGRAMMING



Aidan Day (Amplecity, UK), Alberto Venturini (attorney, Italy).



Warren Bodow (WQXR-FM, New York), Pierre Chesnay (French Music Federation).

panelist Jerry Schoenbaum, of Kenron Productions, described a unique radio programming arrangement between his company and Radio Monte Carlo. Kenron delivers, by satellite, four hours of music programming a week, with company president Roni Abitbol, who speaks fluent French, as the DJ. Two hours of the satellite feed are broken into 15-minute segments so that Radio Monte Carlo can insert commercial messages. The other two hours are live and involve interaction between Abitbol and two RMC DJs. In addition, the live feed features call-ins from the RMC audience directly to New York. The show, called *New York, New York*, includes commentary about what is going on in the music world in and around New York City.

The crucial factor, Pattiz made clear, was to understand the basic structure of the target organizations. "The radio business in the U.S., for instance, is not a medium of programs, it's a medium of formats. Obviously that's not true everywhere, and I'd think that there'd be less of a problem elsewhere simply because there's more diversity of programming on individual radio stations."

Rounds added, "The Americans on this panel are the children of competi-

tion. When competition begins to rear its ugly head in Europe, format radio will almost necessarily have to come about. I don't know whether this is a happy outlook or an unhappy one. But when we're talking about format radio, we're talking about a much narrower audience than radio has ever had in Europe before."

The process of negotiating the use of radio programming internationally is, in a word, complicated. That was the message from the symposium panel on making deals. Although there are international agreements concerning rights, each country has additional complications such as union agreements that add up to a radio Tower of Babel. If the second panel, on deal-making, accomplished nothing more, it underscored the many barriers that need to be overcome.

Perhaps the whole question was best summed up by Italian international rights lawyer Alberto Venturini. Theoretically, according to Venturini, the issue was dealt with by the Treaty of Rome. But in Italy, for example, artists are protected in certain broadcasting circumstances, but not all.

"First, get yourself a good lawyer," he concluded, "and second, write a good agreement." **BM/E**



# The only big thing about Neve's video editing console is the quality.



Neve's 5455 4 bus console

## That's why more facilities demand Neve.

More and more video editing suites are being equipped with Neve's 5455 4 bus consoles, part of the highly successful 542 range of 6, 8, 12 and 16 input 2 bus consoles that have become an industry standard in all facets of production: Complete Post Production, Vidtronic, Telemation Productions, Windsor Total Video, Teletronics, and Reeves Teletape to name a few. It's no wonder.

The 5455, engineered and designed to offer the exceptional Neve quality you've come to expect of the larger units, is uniquely suited for video editing.

Features include two types of interface to video editing systems: Post-fade balanced line level direct outputs from each channel for those switchers/editors requiring independent audio sources; or a VCA interface that provides DC voltages to control the input channels gain. Cross-fades and cuts on the 5455 may now become part of the EDL.

The 5455 4 bus with 12, 16 or 24 inputs is available in a "drop-through" mounting configuration, providing excellent control access in minimum space.

For further information, please call (203) 744-6230 or write.

## Demand Neve

RUPERT NEVE INCORPORATED: Berkshire Industrial Park, Bethel, CT 06801 (203) 744-6230 Telex 969638 • 7533 Sunset Blvd., Hollywood, CA 90046 (213) 874-8124 Telex 194942 • RUPERT NEVE OF CANADA, LTD. represented by: Sonotechnique, 2585 Bates, Suite 304, Montreal, P.Q. H3S 1A9 Canada (514) 739-3368 Telex 055-62171 • NEVE ELECTRONICS INTERNATIONAL, LTD.: Cambridge House, Melbourn, Royston, Hertfordshire, SG86AU England Phone (0763) 60776 • RUPERT NEVE GmbH: €100 Darmstadt Bismarckstrasse 114, West Germany Phone (06151) 81764.

Circle 127 on Reader Service Card



# MOBILE PRO

## HITS

**I**n the competitive world of mobile audio and teleproduction, a successful company is always on the move. A look at what the big trucks are up to may shed light on what it takes to make the mobile business pay off.

By Eva J. Blinder,  
Senior Associate Editor

### German Net Turns To Stewart For Transatlantic Broadcast

Philadelphia-based mobile facility E.J. Stewart celebrated the recent three hundredth anniversary of German immigration to the U.S. in an especially appropriate way—by providing facilities and technical staff for German television's live transatlantic broadcast of the local festivities. According to the company's Stan Leshner, the ambitious project involved two hours of live programming originated in Philadelphia aboard a visiting German tall ship.

"ARD, one of the two German networks, sent their ENG crews to Philadelphia a few days prior to the event," Leshner recalls. "We set up two Sony BVU-800 editing suites in an

office trailer located in a compound where our mobile unit was placed. The programming was done live for three different German shows, integrating featurette footage shot and edited by the ENG crews earlier that week."

For the live shoot itself, E.J. Stewart supplied three RCA TK-47s and two TK-86s, all with triax. One of the handheld cameras was placed in a lifeboat hanging over the side of the ship. "We were very careful to allow extra cable so that when the tide shifted, the cables were able to extend," Leshner laughs.

Foreign feeds are nothing new for E.J. Stewart, which has counted among its clients Canada, the Philippines, and the Arab networks. At press time, all equipment from the existing mobile unit was being transferred into a new, state-of-the-art truck, Starliner, scheduled to make its debut at NAB.

### Crowe Covers College Cagers

John Crowe Productions' newest teleproduction truck has kept the company's new Dallas division just about as busy as possible. As of early April,



One of the JCP truck's five Philips LDK 6 cameras at the Arkansas vs. University of Houston game.



Mobile units





# DUCTION

# THE ROAD



*This new trailer has helped John Crowe Productions expand into the Dallas market.*

the new truck had logged 62 shoots since its January 1 inauguration. One of its many sports jobs was the Arkansas vs. University of Houston NCAA basketball game, produced for NBC late in February.

"We did all the Southwestern Conference televised games this season with our new Dallas truck and our home office truck in Houston," explains general manager Rusty Jones. The client for the basketball games was New York and Dallas packager TVS, which had

brought the TV rights to the events. John Crowe provided all facilities and crew.

The new truck, designed by technical supervisor Don Wilson, was built at Shook Enterprises under Wilson's exacting eye. The 47-foot trailer carries five Philips LDK 6 computerized studio/field cameras, a pair of Ikegami HL-79Es (which Jones characterizes as "honeys"), and three Sony BVH-2000

VTRs, each with a slow-mo controller. The truck can handle up to six VTRs, as well as a second Chyron IVB-4100 with CCM module. The audio section is built around a 32-input Auditronics 110 board, and switching is a GVG 1600-7K 24-input switcher with Quantel SP single-channel digital efx.

## Fiberoptics Ties Trucks At Links Tourney

"Million Dollar Baby," the mobile unit run by WKYT Productions of Lexington, KY, helped create a bit of history in remote TV production last July when it linked up via fiberoptics with WTTV's remote truck.

The event was the Mayflower Classic Golf Tournament in Indianapolis, IN. As an experiment, Belden Corp. lent the two stations fiberoptic cables to link their trucks, which were about a mile apart. Using the fiberoptics and Grass Valley modulators and demodulators, two one-way links carried video, program audio, and intercom signals. Although both trucks originated the signal at various points along the golf course, all signals were mixed for air in the WTTV truck and sent to the WKYT truck for transmission to telco. The experiment was so successful that WKYT used a similar link a few weeks later for the Children's Charity Classic Golf Tournament in Lexington.

Besides golf, the truck has produced telethons, baseball games, parades, beauty pageants, and entertainment specials. Its basic equipment complement includes Philips LDK 25 and Ikegami HL-79A cameras, Ampex VPR-2 VTRs, Chyron IV graphics,



WKYT's "Million Dollar Baby" has produced a variety of sports and entertainment shows.

ADO, and an Auditronics audio console.


## Turner Televises Sports With Brave New Truck

It should come as no surprise to anyone that facilities for the opening night telecast of the Atlanta Braves vs. the Philadelphia Phillies, out of the Atlanta-Fulton County Stadium, were provided by Turner Broadcasting System's Mobile Unit 4. The 45-foot trailer pulled out all the stops for the broadcast, using all seven cameras


(five Ikegami HK-357s and two HL-79s, all with Fujinon lenses and triax) and all three Ampex VPR-2s with slow-mo. In addition, an Ampex VPR-5 portable one-inch VTR was used to record "wild footage" of pregame activities, which was then edited down for an open and bumpers.

Video and audio were split at the truck for the two feeds: a WTBS feed including on-site graphics and a "clean" feed for WTAF, which added its graphics in Philadelphia. Graphics capabilities of the WTBS truck include a Quantel SP-5000 and a Chyron 4100. Live pregame feeds were provided for CNN and WTAF, and a highlights package was edited on the fly for use during a post-game show.

Midwest Corp. is currently building a second teleproduction truck for TBS, scheduled to go into service June 1. The new 44-footer will have the same camera and VTR package as Mobile Unit 4, plus an Abekas two-channel still store, Grass Valley 300-3A switcher, Ampex ADO, Solid State Logic 6000E 68-input stereo audio console, Chyron 4100 graphics, and ROH IFB and phone system.




For the Atlanta Braves' opening night, Turner Broadcasting's Unit 4 provided Ikegami HK-357 cameras with Fujinon 44:1 lenses.



New TBS truck under construction at Midwest Corp.





## WE MAKE 'EM IN ALL SIZES!

We've been designing and building mobile video systems since 1976 when we delivered our first—a 40' production and post-production unit for the ABC-TV Network. Since then we've built video systems in every size and configuration.

And with each one—from "minivans" to giant units which put entire production and post-production operations on the road—we provide the same meticulous attention to planning and execution.



We make certain that all the equipment—from VTRs to switchers—is the most effective and efficient for the job. We design for safety, comfort and durability—carefully considering the problems of human engineering, power sources, air-conditioning, weight distribution and stress on the vehicle. And we see to it that your budget and delivery date is on target!

At AFA we believe there are no such things as *small* mobile systems. Only small designers!

### **A.F.ASSOCIATES INC.**


**ADVANCED SYSTEMS AND PRODUCTS FOR THE VIDEO INDUSTRY**

AFA SYSTEMS DIVISION/100 STONEHURST COURT, NORTHVALE NJ 07647 (201) 767-1000

Circle 128 on Reader Service Card



WYES uses its truck for in-house productions as well as for outside clients.



Channel One's Starshooter under the press box at the University of Alabama vs. University of Tennessee game in Birmingham.

## "...That was a **SUPERSHOOT!**"



Joe Balkan  
John Glawe  
John Tomlinson  
John Ukleya  
Erick Thomas

1-800-233-4777  
212-382-1100

### **A Day at the Races for YES Productions**

YES Productions, the mobile division of WYES-TV, New Orleans, recently completed a live broadcast of the Louisiana Derby from the New Orleans Fair Grounds. The three-hour production, for the station's own air, involved live coverage of five races and taped coverage of the Fair Grounds Oaks Derby, held the previous day, along with taped background roll-ins.

The shoot used nearly all the equipment at YES's disposal: five Ikegami HL-357AT triax cameras, two HL-79DALs, and a Sony Betacam, which was used to record short interviews that were then bumped up to one-inch and used as roll-ins. The back stretch camera required a 3500-foot cable run (total cabling for the production ran over 7500 feet).

YES used its three VPR-2B Type C recorders, two for playback of features and one for slow-mo, and also recorded the event on cassette for later review. Effects and graphics took advantage of the truck's Chyron IVB and Quantel 5000 digital efx, along with the Grass Valley 1600-7K switcher. As with any sports production, communications were essential; the truck's RTS intercom and IFB system filled the bill.

Besides its own air, YES serves a host of other clients, including the networks, for sports and entertainment shoots.

### **Small Is Beautiful At Channel One Football Shoot**

Although it is smaller than many large teleproduction trucks, the 30-foot Starshooter is flexible enough for a wide variety of assignments, according to the folks at Channel One Video Tape of Miami, which designed and built the unit in a GMC motor coach. All VTRs





Inside Encore's spacious audio room. Control room is visible through window at left.



Encore pulls up to Lincoln Center for a concert shoot.

have input routing switchers, slow-mo operators can be positioned in various locations within the truck, all monitors are patchable, and there is a wide range of keying capabilities.

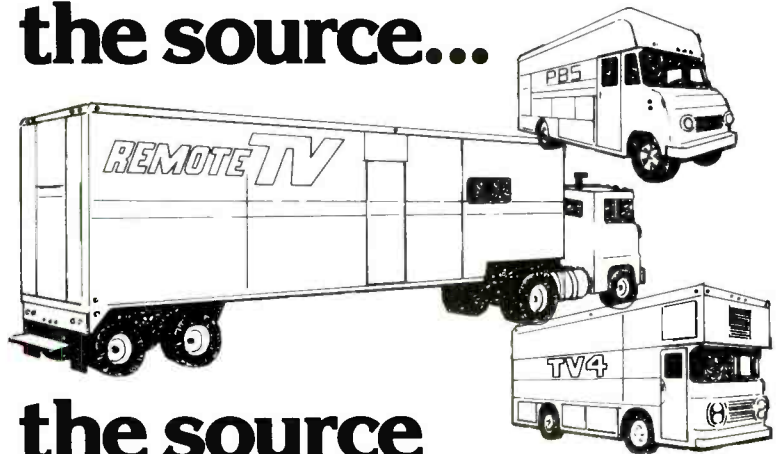
That flexibility came through last fall, when the truck was commissioned to produce two SEC football games for the Sportview Network of Memphis. To meet the clients' requirements, Starshooter was tied to two other production vehicles, one housing two slow-mo VTRs and a Chyron IV, the other the VTRs recording the material for the coaches' show. The truck's usual complement of five Hitachi SK-96 computer cameras was rounded out with an Ikegami HL-79 triax camera. All 16 inputs of the Tapco audio board were called into service. For the first shoot—Alabama vs. Tennessee, in Birmingham—all systems operated smoothly and the weather was perfect. Continuous, cold rain cast a damper on the Tennessee vs. Georgia Tech game in Knoxville, but the few minor technical snags were easily corrected.

### Reeves Dual Trucks Rate Lincoln Center Encore

Encore, the new mobile unit at Reeves Teletape, is just a little different from your standard teleproduction vehicle: it's not one truck but two. Unit A, a 43-foot trailer, houses the production, video, and audio areas, while Unit B, a 26-foot straight truck, carries the videotape and font sections. The dual-truck configuration results in a spaciousness almost unknown in mobile teleproduction, plus the capacity for a whopping eight VTRs (the trucks' usual complement is three).


This combination of comfort and capability has won Encore a variety of prestigious jobs, not the least of which is the PBS series *Live from Lincoln Center*. Reeves has handled the series

## When you cover the action from the source...



## the source for mobile studios should be Gerstenslager.

In a van or trailer, your most modern, best equipped studio could be your Gerstenslager. It all starts when you tell us what you need. The job to be done. Then we'll work with your engineers and principal equipment suppliers. Develop the plans. Detail placement of every piece of equipment, generators, wiring, climate control, consoles. Exactly as you want it. Then, build the unit from the frame up. A studio on wheels that is actually a dependable broadcasting station comparable to conventional studio systems.



How we do it with examples of work we have done for others is included in this brochure. It's yours for the asking. Write or call: (216) 262-2015.

**GERSTENSLAGER**

The Gerstenslager Company, Wooster, Ohio 44691


Circle 130 on Reader Service Card

for the past seven years, and the new units, built and designed by the facility's engineering staff, easily took on the responsibility. Equipment for the demanding live shoots, most of which originate from the New York State Theater, includes five RCA TK-47Bs, two Ikegami HL-790s, a Sony BVH-500 portable one-inch machine, two 3/4-inch VCRs, a Grass Valley 1680-24K switcher, Quantel DPE 5000 SP, dual channel Chyron IV 4100 graphics system, and a Neve 5114 audio board with 52-input, 24-output capability.

## CRT Goes To The Limit At NASCAR Auto Races

Clarion Remote Television's 45-foot, Roscor-built trailer got to show its stuff at last March's Richmond 400 Winston Cup NASCAR race in Richmond, VA. The client, World Sports Enterprises, needed two full race shows—a tape delay one-hour program of the preliminary race for the USA Cable Network and a live three-hour telecast of the main event for Turner Broadcasting, plus a live weekly half-hour *Motor Week* program for WTBS. The shoot gave new meaning to the word "mobile," with one of the three remote control cameras mounted inside one of the race cars. Video from the camera was fed by microwave back to the CRT truck.

CRT supplied seven cameras (five Ikegami HK-357ATs and two HL-79Ds, all with triax) and four VTRs (three Ampex VPR-2Bs and a Sony BVU-110), and also interfaced a number of rental items into the truck, eliminating the need for additional vehicles. The extra equipment included three additional remote control cameras, a two-channel Abekas still store, and two additional frame synchronizers besides the Harris 690 the truck usually carries. The truck's custom-designed RTS communications system made additional phone lines—which World Sports has needed in the past—unnecessary.



CRT's Roscor-built trailer is available for sports and non-sports shoots.



One Pass Film and Video's Mobile One premiered at NAB last month. Shown here is the audio suite.

Clarion, which obviously takes its mobility seriously, has just moved from its old home in Evanston, IL, to new digs in Morton Grove.

## One Pass Looks Ahead To L.A. Olympics

Although it didn't go into service until this month, One Pass Film and Video's new mobile production studio made its formal debut in April at the NAB show in Las Vegas. *Mobile One*, as the 45-foot trailer is dubbed, is already booked by ABC for the entire length of the Summer Olympics—no surprise, considering the quality of its equipment complement. The Centro-built truck, which was the highlight of its builders' NAB exhibit, handles up to 10 cameras and normally carries four Ikegami HK-357s and three HL-79EALs.

In addition to the cameras, the truck features a Grass Valley 1680 24-input, double reentry switcher and Utah Scientific routing switcher with break-away stereo audio in its production suite, which features such amenities as seating for 12 and a wet bar. A 24-input

Auditorion board is the heart of the audio suite, along with an Otari MX-5050 reel-to-reel ATR, TEAC cassette deck, and two ITC cart machines.

The graphics suite, also a separate area, features a Chyron 4100 dual-channel system with CCM. The truck also carries six one-inch VTRs, three Ampex VPR-3s with slow-mo and three Sony BVH-500s, as well as three Sony 3/4-inch decks. It has full RTS intercom and IFB, plus Ikegami color monitoring.

## Mobile Audio Mics Rock For Atlanta Simulcast

Mobile production isn't just video, as anyone who's used the 45-foot Mobile Audio trailer can tell you. The Rome, GA-based 24-track mobile recording studio recently supplied the facilities for an Atlanta radio simulcast featuring musicians Jason and the Scorchers. Contributing to the success of the live broadcast was meticulous mic placement, planned by director of production and engineering Al Craig.

"We used 57s on the vocals because that's what the band was used to," Craig explains. "On the drums our mic selection leaned toward the studio. We used D-12 on the kick, KM 48 on the snare, KM 86 on the highhat, 421s on the racktoms, 414 on the floortoms, overhead were Shure SM 81s. We used the direct feed in 414s for the base cabinet and the same setup for the guitars.

"Audience reaction was captured with AKG 460s," Craig continues.



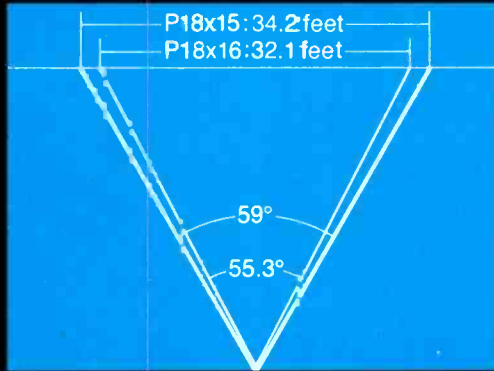
# New Standards

## The Widest Angle, The Highest Performance

Canon engineers have done it again, advancing the optical state-of-the-art so far forward that new standards must be considered.

The Canon P18 x 15 BIE offers the widest angle of any broadcast television zoom lens: 59° plus incredible edge-to-edge sharpness, fidelity and sensitivity throughout its 18X range.

Every one of these superb lenses will be supplied with both 1.5X and 2X built-in extenders and a pattern projector. Options include manual, semi-servo or full servo operation.



The Canon P18 x 15 is the most versatile studio lens ever made, setting new standards for years to come.

### P18 x 15 BIE F2.1 for 30mm Cameras\* KEY SPECIFICATIONS

- Focal length: 15-270mm
- Max. Relative Aperture: 1:2.1 (15-218mm)
- Angular Field of View: 59° x 45.8° at 15mm  
3.6° x 2.7° at 270mm
- Minimum Object Distance: 0.6 meter (2 feet)

\*Also available: PV18 x 11 BIE F1.6 for 25mm Cameras



**OVER  
500 CANON  
18X LENSES NOW  
IN SERVICE IN  
THE U.S.A.!**

### Canon Studio Standards



# Canon®

Optics Division

Canon USA, Inc., Head Office: One Canon Plaza, Lake Success, N.Y. 11042 (516) 488-6700

Dallas Office: 2035 Royal Lane, Suite 290, Dallas, Texas 75229 (214) 620-2641 Chicago Office: 140 Industrial Drive, Elmhurst, Ill. 60126 (312) 833-3070

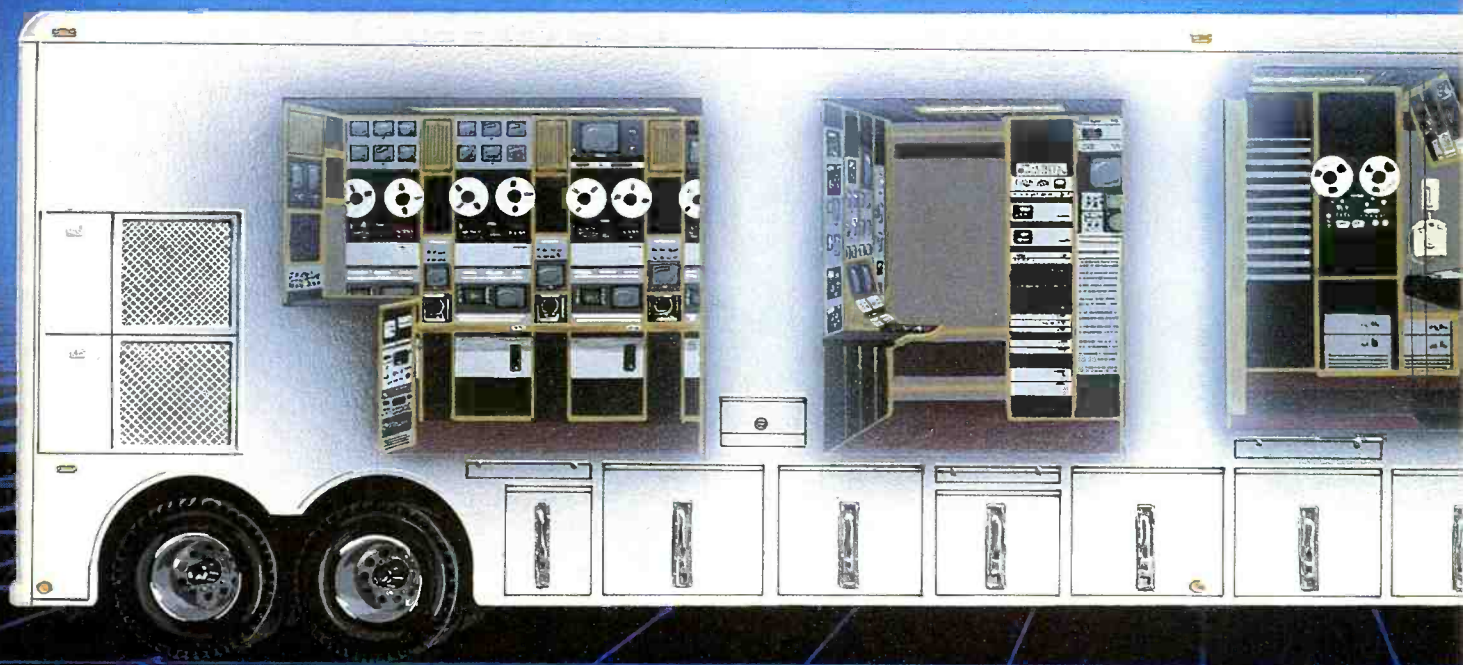
West Coast Office: 123 Peularino Avenue East, Costa Mesa, Ca. 92626 (714) 979-6000

Canon Canada, Inc., 3245 American Drive, Mississauga, Ontario L4V1B6, Canada (416) 678-2730

Circle 131 on Reader Service Card

© 1983 Canon U.S.A., Inc.

# CHALLENGER



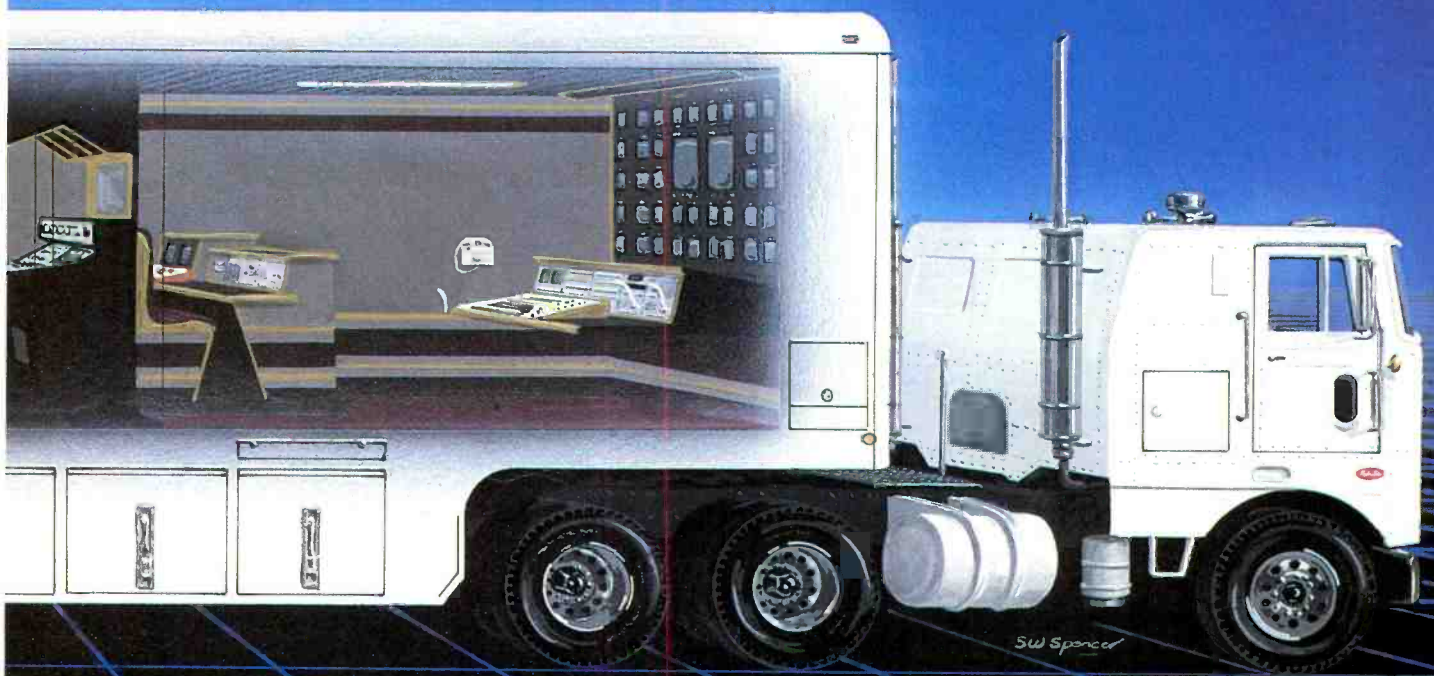
## **Challenger Productions, Inc.**

5727 S. Garnett  
Tulsa, Oklahoma 74146

**(918) 250-7376**



# ENGINEER



Designed and built by  
**The Lerro Corporation**  
3125 N. Broad Street  
Philadelphia, Pa. 19132  
**(215) 223-8200**





Greene,  
Crowe  
& Company



on the road  
with **auditronics**



# 700 Series

Why do the premier Mobile Teleproduction Vehicles in North America use the Auditronics 700 Series console for their multichannel audio? Because it has passed their reliability test mile after mile, and offers the sound quality, flexibility, and simplicity of operation required in day to day operation. Call us now to specify one for you.



**auditronics, inc.**

3750 Old Getwell Rd.  
Memphis, TN 38118 USA  
Tel: (901) 362-3500  
Telex: 533356

Circle 137 Reader Service Card





Mobile Audio truck's control room features Panasonic video monitors and Fostex audio monitors.



Starfax clients can choose from Ikegami EC-35s and HL-79s.

"Signal processing was an unobtrusive as possible. We put a touch of compression on Jason's vocal and a gate on the drummer's vocal. Everything else was left alone. We had the Lexicon 200 digital reverb unit and it really proved itself on this one. Keven Burgart [Mobile Audio's engineer] and I programmed into memory reverb parameters we felt would suit Jason's music. When the band started a new tune, I'd listen for a few seconds, punch another reverberation register, and fade into the mix."

Of course, the truck has a busy recording schedule, using its dual Otari MTR-90 Series II microprocessor-controlled, 24-track recorders and 36-in, 24-out Sound Workshop Series 34 console, plus a BTX Softouch synchronizer.

### Starfax Brings "Film Look" To Video Production

Starfax, Inc., of N. Hollywood, CA,

seems to specialize in unusual jobs. Without its trucks, the company has traveled as far afield as China, for the recent PBS children's special "Big Bird in China." Closer to home, the Starfax 20-foot electronic cinematography van recently completed production of a film-style, hour-long special/pilot for Hotbound Productions entitled, "A Little Bit of Heaven."

Although the show was produced on videotape, it was shot film-style with a single Ikegami EC-35 electronic cinematography camera, chosen because its fixed focal length lenses and filters allowed the producers to achieve the "film look." The six-day shoot took place on location at the Crown Inn at Pasadena, CA, and made liberal use of Ultimatte to matte in special effects during production.

Effects also affected the choice of recording formats. According to Starfax's Belinda Merritt, the show was shot on Bosch B-format one-inch

recorders because of what she describes as B's superior ruggedness in the field and in post-production, especially when effects require several generations. Final posting was performed on Type C machines, however.

### GBH's Magic Bus Captures Audio

One of the more unusual mobile facilities on the road is GBH Production's Unit 4, a converted bus capable of all phases of audio work, from live and taped production to final posting. The Boston-based bus, which serves both in-house public broadcasting projects and outside clients, recently completed the audio work for a PBS special featuring singers Tom Rush and Emmylou Harris performing from Boston's Symphony Hall. In the course of one week, the show was rehearsed, simulcast live locally, remixed, and packaged for national distribution—with all audio production and posting handled by the bus.

During the live broadcast, multiple music mixes were derived and distributed to stereo and multitrack audio master recorders (the bus carries two Otari MTR-90 24-track decks, Ampex ATRs, a custom 40 x 24 API mixing system, and a wide variety of efx). Production mixes were sent to various video machines for reference. Composite program mixes were simultaneously sent out to television air and two separate Boston market FM stations. Several backup program mixes were fed to the broadcasters in case of failure of the primary air feed.

Following the simulcast, the 24-track master tapes were locked up to a VCR and mixed to picture. The completed master audio mix was then edited and laid back onto the master videotape for national air.



GBH's converted Greyhound bus is a complete audio production and post room.



NEP's SuperShooter at the Brooklyn Bridge Centennial celebration.

## Fireworks Flash As NEP Celebrates The Brooklyn Bridge

Last year's celebration of the physical and symbolic link between two of the country's largest cities was carried across the nation thanks to NEP Communications' SuperShooter II. The

large-scale trailer was on hand for the two-hour live broadcast of the Brooklyn Bridge Centennial, produced by local independent station WPIX-TV with the help of SuperShooter.

The truck, one of a pair operated by NEP (SuperShooter III is almost identical), shot the formal birthday celebration in its entirety, including the

spectacular Grucci family fireworks, specially designed for the festivities. Millions of New Yorkers crowded the area, making maneuvering impossible, and lighting, especially of the fireworks, was difficult to control. For the shoot, the truck was equipped with five Ikegami HK-357A computerized field/studio cameras, all with Canon 40 x 1 lenses. Additional equipment included two Hitachi SK-91 handheld cameras, three Sony BVH-1100A VTRs, a Grass Valley 1600-3F switcher, Quantel DPE 5000 special effects unit, Chyron IV graphics, and Yamaha PM 2000 stereo audio console.

## All Mobile Video Takes A Break For NBC Sitcom Segment

All Mobile Video, the New York City mobile production facility and post-production house, keeps itself busy with a wide range of assignments, including such diverse location shoots as the Macy's Thanksgiving Day Parade, the men's and women's surfing championships in Hawaii, boxing in San Juan (for Don King Productions), and the annual New Year's Eve extrav-

# The Standard-Setting Telephone Interface (Modestly Improved)

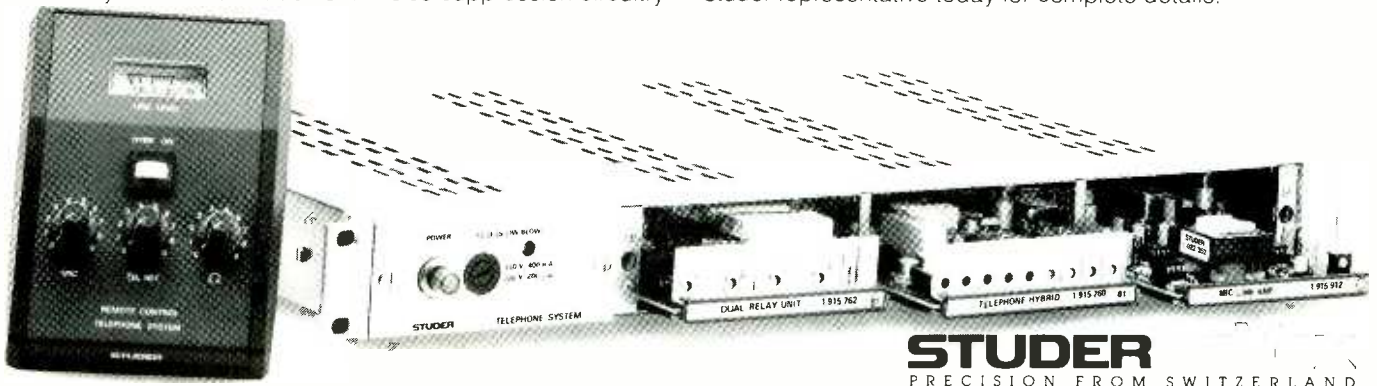
It's no secret. Studer has become the acknowledged leader in high quality telephone interfacing equipment. The Studer Telephone Hybrid – already selected by hundreds of U.S. broadcasters, including all three major networks – has been praised for its straightforward design, long-term reliability, and consistently outstanding performance.

At the heart of the Studer Telephone Hybrid is an auto-balancing hybrid circuit which automatically matches phone line impedance while isolating send and receive signals for maximum sidetone attenuation. A built-in limiter prevents sudden overloads, and bandpass filters shape the voice signals for optimum clarity and system protection. The new updated Studer Hybrid includes additional noise suppression circuitry

to eliminate unwanted noise and crosstalk while still preserving true 2-way hybrid operation.

Now the Studer Telephone Hybrid is also available as part of a complete Telephone System. Designed to operate independent of the studio console, the self-contained Telephone System includes a microphone input plus a palm-sized remote module (on a 30' cable) with VU meter for line level, headphone output, and level controls for microphone, headphone, and telephone receive.

The time-tested Studer interfaces. Improved for even better performance. Expanded for more flexible operation. And built to set the quality standard for years to come. Call your Studer representative today for complete details.



1425 Elm Hill Pike, Nashville, TN 37210 (615) 254-5651 • Los Angeles (213) 780-4234 • New York (212) 255-4462 • Dallas (214) 760-8647



aganza in Times Square. The company's mobile unit recently completed a two-day shoot for NBC's *Gimme a Break*. The segment, which featured Nell Carter, Tony Randall, and Big Apple Mayor Edward I. Koch, took the van to famous Sardi's restaurant in Manhattan and to nearby Newark Airport. All Mobile prides itself on its versatility, and can outfit its truck to suit clients' needs with such gear as a GVG

## Bay Area Mobiletape Helps Dedicate Pipe Organ

As its name implies, Bay Area Mobiletape gets around, not just in its home region but throughout much of the west. Company president Skip Long estimates that perhaps 60 percent of the assignments for its 45-foot tractor-trailer are out of town, as far north as Portland, OR, and as far east as Dalls-Forth Worth, with frequent stops in Las Vegas. The truck stuck close to home the first week in April, however, to help San Francisco's Davies Symphony Hall inaugurate its new pipe organ, a contender for the title of largest in North America.

Local PBS station KQED-TV televised the organ's inaugural concert live from Davies Hall, with a stereo simulcast over KQED-FM. Bay Area Mobiletape handled all audio and video for the event, supplying three Ikegami HK-357 cameras with Fujinon 30:1 lenses and two Ikegami HL-79s with Canon 13:1 lenses. The two-hour show was also recorded on the truck's three Ampex VPR-2Bs. Titles and credits were produced on the Chyron IV. The



GVG 1600-3F switcher in production area of Bay Area Mobiletape truck.

truck produced both a stereo mix for the FM simulcast and a mono mix for television with its Yamaha PM-1000 32-input audio console.

While sports are the truck's bread and butter, accounting for about 80 percent of its business, entertainment gets close attention from the Bay Area Mobiletape staff. Recent shoots have included the 1984 Pasadena Rose Parage, beauty pageants, the California State Fair Opening, and the California governor's inauguration.



Inside All Mobile's "Blue Cube" location truck.

1600-3D switcher, Chyron character generator, Ampex one-inch and Sony BVU 3/4-inch VTRs, Ikegami HL-79 DAL cameras, and Grass Valley or Quantel digital effects units.

# BUILDING THEM BETTER IN TEXAS

Low cost. Fast delivery. Superb quality. Smart reasons to select Shook mobile television production systems. But the real advantage is not how little you'll spend for Shook's totally custom designed vehicles—it's the additional revenues you'll earn by delivering those profitable remote productions.



Cost effective? With Shook's low prices and solid reputation for quality and reliability, you couldn't ask for a better return on your investment!

Providing quality built mobiles throughout the industry at the right price. We give you what you want and how you want it.

Vehicles of all sizes custom designed and manufactured. Ready for equipment or turn-key jobs. Call or write today. We'll put you on the road to success.

**Shook Electronic Enterprises**  
6630 Topper Parkway San Antonio, Texas 78233  
Phone (512) 653-6761

## R-42 diversity receiver • Now with GaAsFET's.

### Improved sensitivity and system range, with ultralow noise.

Cetec Vega's top-of-the-line PRO PLUS R-41 and R-42 wireless-microphone receivers have quickly become the worldwide standard of excellence. Overall quality of the PRO PLUS wireless system is equal to wired microphone systems, with respect to dynamic range, signal-to-noise ratio, distortion, etc. *We invite your comparisons.* Check these features of the new, improved PRO PLUS receivers:

- **GaAsFET front end.**

Provides the highest achievable sensitivity for maximum system range. Also incorporates a high-performance helical filter.

- **Lowest distortion.**

0.25% maximum, 0.15% typical.

- **Measurably the highest signal-to-noise ratio and widest dynamic range.**

Quiet as a wire. With DYNEX II (a new standard in audio processing), SNR is 101 dB (108 dB A-weighted). System dynamic range is 133 dB including transmitter adjustment range, from input for maximum nondistorting gain compression to noise floor.

- **"Infinite gain" receiver.**

Improved performance in the critical threshold region, superior handling of multipath conditions, better SNR, and constant receiver audio output level.

- **Professional audio circuits.**

Output is adjustable from +20

dBm to -60 dBm in four ranges. Also featured are selectable phasing and 0.2-watt independent headphone amplifier.


- **True dual-receiver diversity.**

The R-42 diversity system is the most reliable method to avoid dropouts. The R-41 nondiversity receiver has all of the other features of the R-42.

PRO PLUS wireless-microphone systems achieve the highest performance possible with today's advanced technology.

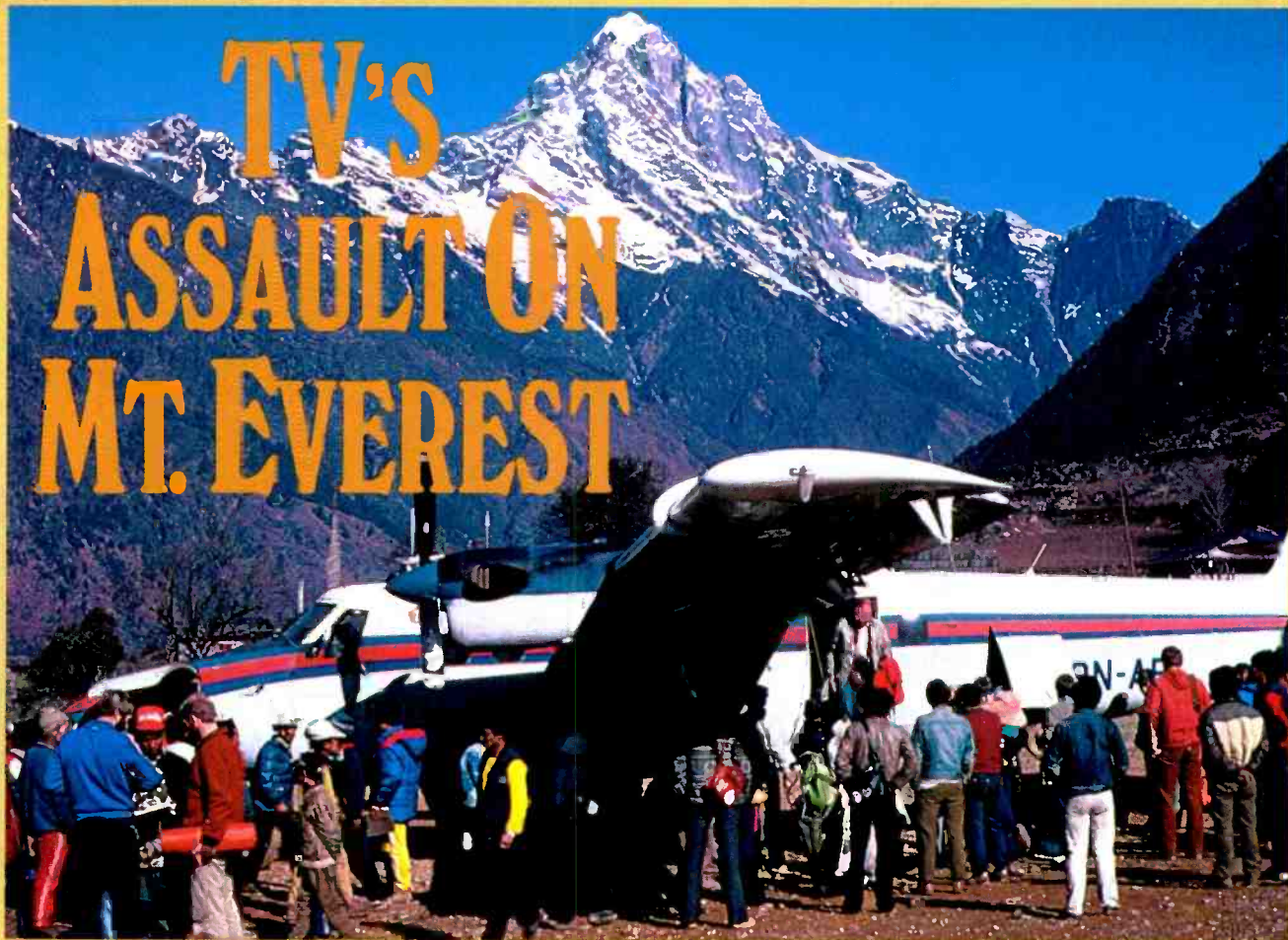
Write or call for further information and location of your nearest dealer: Cetec Vega, P.O. Box 5348, El Monte, CA 91734. (818) 442-0782.

# The best wireless gets even better.



 **Cetec Vega**  
...the professional's wireless





**1** The coming and going of this Twin Otter became a common occurrence during April and May of 1983 in the small Nepalese village of Lukla. Over eight tons of climbing and camping gear were transported there from the U.S.; then, by smaller aircraft, to the foothill settlements 140 miles northeast of Katmandu. An additional ton of television gear also made its way to this middle altitude drop-off point at 9,200 ft.

By George Bell, Jr.  
Associate Producer,  
ABC's *The American Sportsman*

**I**n 1953, Sir Edmund Hillary, a New Zealand bee keeper, reached the summit of Mt. Everest at 29,028 ft. Knighted for his assault on the world's highest peak, Hillary offered a black-and-white photograph of his sherpa, Tenzing, on the top as visual proof of their ascent. The frozen glimpse of that high place stirred a generation of explorers; Tenzing, planting a flag in a fierce wind, covered from head to toe in bulky, futuristic garb (like an antecedent of the astronaut age) expressed the vulnerability of human effort in remote places, and the hope that technology might expand our reach.

Thirty years later, a team of climbers returned to attempt Hillary's South Col route—by now a well-known way to the summit. ABC's *The Ameri-*

*can Sportsman* struck a deal with the Seven Summits Everest '83 Expedition to transmit video coverage of the ascent, via microwave and satellite, on a delayed broadcast to the United States. Although electronic coverage from the summit had been attempted before it had never succeeded.

The climber and cameraman selected for ABC's summit duties was 28 year old David Breashears. If he made it to the top, he would represent one end point in a complex line of support that stretched halfway around the world to another end point at ABC headquarters in New York. Ironically, Breashears' interest in climbing had been fueled many years ago when he had seen Hillary's picture of Tenzing on the summit.

With satellites in the firmament and state-of-the-art gear on the mountain, the prospect of an electronic image from the top of Everest became a symbolic and realistic goal, representing the stunning advance of broadcast technology over the past 30 years.





**2** At Namche Bazaar, two days walk and 2000 ft. above Lukla, the gear was reorganized for a Yak train. About 100 of these shaggy beasts had been gathered at the Sirdar's (Head sherpa) house. They had descended to Namche but could go no further; Yaks suffer below 11,000 ft. A crossbreed of Yak and cattle known as a Zopkiok is often used at lower altitudes. The gear was now ready for one of two destinations: a makeshift electronic field shop in an abandoned hotel at 14,000 ft., or Base Camp at 17,500 ft.

**3** It was another five days of trekking—through the alpine meadows, rainforests, and tundra plains—before part of the team arrived at Base Camp. Himalayan climbs work on a "pyramid principle." Every pound of gear needed at the summit requires a 100 pound multiple in support gear in the low camps; a similar ratio also exists for manpower. It's not surprising, therefore, that Base Camp sheltered 12 climbers, 29 high and low altitude Sherpas, a cook and four assistants, a few Sirdars, the Yak crew, and a score of runners.



**4** The Expedition organizer Frank Wells looks through a 1000 mm lens, with a doubler, that allowed Base Camp cameramen to capture dramatic push-ins and pull-outs over the flanks of Everest. A few weeks later, cameraman Steven Marts, perched on Kala Patthar (a peak adjacent to Everest) would use this Recam configuration to record a shot from two miles away as the climbers struggled toward the summit.

**6** After nine days of work, a path had been carved through the Khumbu. The climbers set Camp I at 19,500 ft. and Camp II at 21,500 ft. in the Western Cwm. Special barneys and heating strips, designed by Quest Systems, insulated the fully configured Recams in the -10 degree F chill above 20,000 ft. In Camp II, the transport mechanisms on the recorders revealed a propensity for freezing, and the half-inch tapes grew brittle. Breashears and Peter Pilafian, the middle altitude climber/cameraman, often warmed raw stock in their armpits when they got up.



**5** On the South Col Route, the most treacherous part of the climb comes first. The Khumbu Icefall is a 2000 ft. lethal ramp of glacial debris, where ice boulders of prehistoric dimensions shift with murderous ease. Charting a route through the Khumbu, small teams of climbers work in shifts to construct ladder bridges, chop ice steps, and establish fixed ropes over difficult pitches. (In 1982, three Sherpas and a cameraman were buried alive when the ice shifted during the filming of the Canadian Everest '82 Expedition.)








**7** The field shop at 14,000 ft. was set up in the abandoned Everest View Hotel. Working in kerosene-heated rooms, two technicians checked tapes on Panasonic AU-300 playbacks with monitors. The tapes were shuttled off the mountain by low altitude sherpas, then taken from the Everest View by runners to the Lukla airstrip. From Lukla, the tapes were flown to Katmandu where ABC producer/director John Wilcox worked in an edit fortress of Panasonic gear. FM Communications were also handled by the field shop technicians; transmissions were accomplished regularly between Wilcox and the climbers.

**8** As Wilcox assembled a working rough-cut, updated each day, Teleglobe technicians erected electronic gadgetry of their own in the Sheraton. Their earth station equipment sprawled through rooms 101 and 102; a three metre dish was secured to the roof. The signal went up to an Intersat satellite above the Indian Ocean, caromed down to Madley, England, then up again to an Atlantic Ocean satellite, down into Andover, ME, and finally traveled by landline into New York.



**9** A number of people had a hand in modifying this Panasonic WV3060 that would go to the summit: Merlin Engineering, ABC Engineering lab, and the technicians at the Everest view field shop. Specially equipped with a novacon tube, the camera was stripped of its viewfinder and handle, gasketed against snow, and cloaked in a neoprene jacket. A 30 volt lithium battery, designed by Duracell, powered the small microwave transmitter and antenna; a 15 volt lithium ran the camera; a nine volt alkaline battery, which failed, was slated to support a Sony ECM microphone. These items comprised the summit unit. Total weight: 4.5 pounds.



**10** At Camp II, Peter Pilafian works with the Panasonic Recam in its one-piece configuration, shooting stand-ups with color commentator and climber Rick Ridgeway. Five Recams had been equipped with Saticon tubes to handle a broad color spectrum. A sixth three-tube camera was fitted with Plumbicon tubes. The vibrant picture quality increased the show's immediacy and gave it the feel of "docu-news."




**11** Early on, climbing leader Phil Ershler declared that the team's objective was to place climbers on the summit, not produce a television show. ABC cameraman Breashears was not permitted to overnight in the high camps or consume its foodstocks. This forced Breashears to race dangerously between camps to record important moments. His acclimatization process was uneven and should have reduced his energy level. On the contrary, he seemed to get stronger as the climbers neared the summit. By late April, Camp III was set on the Lhoste Face at 24,000 ft.






**12** Breashears gained a reputation for innovative, risky shots. Here he goes hand held over a ladder in the Khumbu (the Recam weighs 22 lbs.), to convey the climber's POV over a deep crevasse. All in a day's work for Breashears. In fact, the sherpas assigned to him often faded under a heavy load, or withered from a sudden change in altitude as they approached the blistering mid-day sun in the Western Cwm.



**14** May 7, 1983: climber Jerry Roach on top of the world. Despite a heavy snow storm, the team made it up, with Breashears leading the way to the summit. Almost immediately, he went to work, giving Sherpa Ang Rita the microwave transmitter and pointing him in the direction of the Everest View field shop, 14 miles away. Suddenly, the monitors in the chilly field shop lit up with crisp video from the summit.

**13** On May 6, tents were set in Camp IV at 26,200 ft. Average morning temperature: -20 F. Wind: 40 mpg. From this point forward, Breashears was part of the summit team. In these demanding conditions, the Recam had become an excessive burden and it was an enormous effort for Breashears to set it on a tripod.




**15** Frank Wells and Seven Summits partner Dick Bass share the moment of jubilation in Camp II with commentator Rick Ridgeway. On May 15, the story of the successful climb aired as a one-hour special presentation of ABC's *The American Sportsman*. Through an incongruous meeting of ancient and modern ways in a remote country, the climb had brought the summit of Mt. Everest into the lens of an electronic age. After two years of negotiations and enormous logistical difficulties, state-of-the-art remote production techniques moved forward on the backs of a hundred yaks.





# FULL TIME CODE FEATURES FULL JVC VALUE



TV reception simulated

Designed to speed the post-production process and expand control over it, the newest generation of JVC TapeHandler 3/4-in. videocassette recorders offers capabilities available, until now, only on the most expensive broadcast-quality videotape recording equipment. Chief among them is SMPTE time code capa-

bility, which lets video producers interface them with existing SMPTE gear (generators, readers, etc.).

The CR-825OU editing VCR and its companion decks (the CR-665OU recorder and CP-555OU player) eliminate trial-and-error editing and facilitate off-line and computerized videotape editing.

Each TapeHandler contains a built-in SMPTE time code head that detects the code's electronic signal and "feeds" it to an optional SMPTE time code reader. With a time code generator attached, the CR-825OU and the CR-665OU can also inscribe SMPTE time code onto a third audio "address" track.

Accompanying the TapeHandlers is the VE-92 Editing Controller with joystick

control, built-in time code generator, dual channel time code reader, and edit decision lister. For details, write:

JVC COMPANY OF AMERICA  
Professional Video Division  
41 Slater Drive, Elmwood Park, NJ 07407  
JVC CANADA, Scarborough, Ont.

For faster action call toll-free

**800-JVC-5825**



# JVC<sup>®</sup>


JVC COMPANY OF AMERICA  
Professional Video Division

©1983 JVC COMPANY OF AMERICA

Circle 136 on Reader Service Card



# THE ONE PIECE THAT SOLVES THE PUZZLE



## THE ALL-NEW IKEGAMI HL-95 UNICAM®

If you're confused by the many tape formats and conflicting manufacturers claims, relax.

Ikegami's new HL-95 Unicam® is the only universal camera system that accepts all professional on-board VCR formats, 1/4-inch and 1/2-inch, and solves your buying puzzle by putting the picture you want into place.

Engineered to offer performance beyond the most rigid expectations, the HL-95 utilizes new 2/3-inch SM diode gun Plumbicons® resulting in a camera with higher sensitivity and S/N ratio, greater resolution, lower operating power requirements and less registra-

tion error than previously possible in a camera of its size and weight.

The HL-95 is also available as a stand-alone ENG camera, and in systems configurations using Triax or Multi-core cable base stations, or with the ML-95 ENG Microway Link. Once you examine the HL-95 Unicam®, you'll agree that the system flexibility and picture quality puts it in a class all by itself. The standard of excellence continues at Ikegami.

For a complete demonstration of Ikegami Cameras and Monitors, contact us or your local Ikegami dealer.

## Ikegami HL-95 UNICAM®

Ikegami Electronics (U.S.A.), Inc., 37 Brook Avenue, Maywood, NJ 07607

■ East Coast: (201) 368-9171 ■ West Coast: (213) 534-0050 ■ Southeast: (813) 884-2046

■ Southwest: (713) 445-0100 ■ Midwest: (314) 878-6290



# BROADCASTERS PROGRESS WITH CAUTION ON SCA


The get-rich-quick luster of last year's SCA deregulation has worn off. But reassessment by FMers is that their SCAs are still a potential source of income.

By Tim Wetmore, Associate Editor

Make money without really trying! This claim was made by many last spring when federal deregulation of the use of FM SCAs was announced in April. Deregulation itself was somewhat ironic since SCA stands for Subsidiary Communications Authorization, designed by the FCC to control subcarrier content. (The term has been officially changed to subsidiary communications services). Nonetheless, the wide-eyed money-making schemes, a reflection of the gold rush mentality of some in the broadcast business, had enthusiasts immediately predicting overwhelming success for those FMers willing to turn over their subcarrier channels to ancillary businesses.

Though the gold mine never materialized,

*Quo Trek from Dataspeed allows the user to access stock quotations. The unit holds up to 40 companies for referral.*



broadcasters have been left with a sense, to borrow a phrase, of cautious optimism. Such an outlook appears to be the sensible one, as new opportunities open up and as channel licensing fees level out at a reasonable rate. SCAs will allow FM radio stations—and AM and TV stations as well—to move into profit areas formerly reserved for Radio Common Carriers (RCCs) in paging, and for the Bell Operating Companies and cable stations who supplied “last mile service” for data transmission from earth stations to end users. Problems nevertheless remain, falling into three areas: legal, financial, and technical.

### Legal questions

One obstacle still to be overcome before SCA use can become a complete success is the variation in state restrictions on stations’ entry into SCA leasing. Some of the problems center around the fine (and sometimes indefinable) line between private and common carrier status. Other questions arise over responsibility for the contents of program material broadcast over the SCA channels.

The first legal step is to determine how much involvement the broadcaster wishes to have in a totally new financial

venture. For many SCA applications, it is necessary to set up a separate company, which may mean expending as much energy, advertising, and promotional effort on the station’s subcarrier as the owner would normally spend on the main channel. In fact, certain uses of SCA almost require the broadcaster to get into another business in addition to broadcasting.

For other methods of SCA use, mounting such an effort is not necessarily and the station can simply lease the channel(s) out to other users. In this case, responsibility for the channel content may vary from state to state, as may the station’s requirements while leasing its SCA. (The accompanying chart details the particular restrictions in individual states).

In regard to some of these restrictions, and in lieu of direct reference to individual program content, only a loose definition of the difference between private and common carrier is possible. This is unfortunate since broadcasters may inadvertently cross that fine line and become subject to areas of FCC regulations other than “normal” broadcast usage. In addition, they may fall prey to local utility commissions and various other political bodies. Still, it may be useful to review


a general definition of “carrier” status.

When a station uses its SCA and wishes to remain a private carrier, it cannot connect directly to phone lines without going through the phone system, though use of time delay equipment now permits direct phone coupling. The broadcaster also cannot provide a service to the general public and can only provide a professional service to authorized users for business purposes or specific public services (for example, a reading service for the visually impaired).

Common carrier rating, on the other hand, permits both private and personal usage of the subcarrier material since such usage already falls under laws governing common carriers. What these loose definitions boil down to is that the station can, within legal limits, do anything it desires with its SCA if it is willing to answer to a different regulatory body or if it is willing to set up a separate company to lease the SCA channel(s).

### SCA opportunities

After broadcasters have satisfied themselves as to where the new endeavor will land them in terms of legal postures, they can proceed to investigate the programming avenues open to the



David B. Lockton (left), chairman, and James F. West, president of Dataspeed in the firm’s network control center.



# Camera Mart and Milab<sup>TM</sup>

Whatever your professional needs Milab makes the right microphone at the right price. Each model is engineered with special capabilities to give you top performance and versatility in all your PA, broadcast and recording requirements. And each is the best in its class for the money.

LC-25



**LC-25 Transformerless Cardioid:**  
For extraordinary purity of sound. Very low inherent noise for the most demanding studio work such as direct-to-disc or digital recording.

DC-63



**DC-63 Variable Pattern:**  
For general studio and concert hall use, where the ultimate fidelity and ambient sound pick up is required, from close-in vocals to full orchestra and chorus.

**DC-21 Cardioid:**  
Small, rugged, lightweight. For podium, PA use, and as choir/orchestra pick up in close to long range. Good definition for strings and brass.

**VM-41 Cardioid:**  
For acoustic instruments, overhead percussion, cymbals, snare and brass. Close to medium range PA and ENG work.

**DC-96B Studio Cardioid:**  
For all studio and line recording use. Low noise, high output. For instruments, narration or choir. Close or distant work.

**XY-82 Coincident Stereo Cardioid:**  
Top of the line dual cardioid stereo/mono with separate outputs. Two single membrane condenser capsules, smooth on and off-axis frequency response, two separate preamps, two separate output signals. Unmatched fidelity and versatility.

**BM-73 Cardioid:**  
For live hand held vocals, drums and amplified instruments. Built-in "pop" filter with LF roll-off. Close to medium range studio or outdoor work.

BM-73

XY-82

DC-96B

VM-41

DC-21

**SIMPLY THE BEST PERFORMANCE FOR THE MONEY IN PROFESSIONAL CONDENSER MICROPHONES.**

Exclusive USA Distributor. Dealer Inquiries Invited.

**The Camera Mart, Inc.**

456 West 55th Street, New York 10019 • (212) 757-6977 Telex: 1-2078  
Sales • Service • Rental

subcarrier. Paging is a commonly discussed use for SCA, but there are many other possibilities. In addition to the ubiquitous Muzak and other background music services there are data transmission, stock quotes, slow scan video, and facsimile. And don't forget utility load management.

Let us, for the time being, forget utility load management since it places the broadcaster squarely in the lap of local utilities commissions and other government agencies. Rather, let's begin at the beginning: Muzak and other background music services.

Ken Cross, VP operations at Muzak, thinks the future of SCA is vital. "SCA is important because AT&T has filed for increases. Phone lines will become too expensive," Cross explains. "Also, because we believe in the future of SCAs, we are converting our national network of satellite antennas from four to 12-foot dishes. This will become necessary when spacing goes to two degrees and we feel like we should be up to date."

Group W's Muzak system is currently using Westar IV to service about 200 dishes that feed to their local

subcarriers. The new system will use Westar V, employing some transmission via television subcarriers. The conversion at present is about 50 percent complete, using M/A-Com dishes with Wegener receiver equipment. The company has no further plans to modify the system once conversion is complete, nor does Cross plan to use more channels than he already has contracted.

While this may be true for Muzak, a long-established user of SCAs, such limited growth is not true for paging. Many hardware companies are getting involved as well, as providers of program services. One company often mentioned in this regard is Reach, Inc.

For many, the only substantial change in the FCC's deregulation of SCAs was the lifting of the previous restriction on broadcast-related services, allowing the use of any selective signal on the subcarrier. Enter paging. Enter Reach. This company is in the process of setting up a national network of mobile pagers using FM subcarriers as its transmission medium.

To belong to the national network, a station must become an affiliate. Required equipment purchases include an SCA generator operating at 92 kHz (67 kHz can be reserved for the broadcaster's own use); an amplitude compression limiter; and a Reachcast Terminal (these terminals have a range of service from 100 users to 10,000). The terminal interfaces the pager with the phone system. An additional cost is an affiliate fee ranging from \$6000 to \$35,000, based on market size.

The system has several configurations, implemented in different phases, and all going through the computer (Comterm hardware, using proprietary software) in the Reach headquarters in Lincoln, NE. The system in Phase 1 included 30 cities using the end-to-end signalling. With this setup, also called end-to-end dialing, every pager is on the same phone number; after dialing, the caller receives a beep and dials in the special page number for the person to be contacted.

This differs sharply from what the company is striving to achieve with the system in July of this year. By that time the company hopes to have realized its nationwide service using frequency-agile receivers and satellite delivery to individual stations. In this scenario, an individual customer within the system has a frequency-agile receiver that scans for the strongest signal as the traveler moves through a corridor of af-


# Minolta Broadcast Meters

Remarkable versatility combined with superb accuracy—  
Minolta meters conform to CIE Spectral Response Standard.

## MINOLTA TV COLOR ANALYZER II

Used for monitor set-up in TV control rooms and for on-line quality control in the manufacture of TV sets.

- Analyzer mode for white balance
- Chroma mode for setting white standard
- Matrix system eliminates cross-over interference
- Four white-memory channels: four CRT memory channels



## NEW CHROMA METER II INCIDENT



## MINOLTA HAND-HELD INDUSTRIAL METERS ARE:

- Lightweight and compact
- Battery powered for portability
- Rugged—ideal for field use

## ILLUMINANCE METER



## LUMINANCE METER 1°



MINOLTA

For more information, write Minolta Corporation,  
Industrial Meter Div., 101 Williams Drive, Ramsey, NJ 07446  
Or call 201-825-4000  
© 1983 Minolta Corp.  
Product appearance and/or specifications subject to change without notice

Circle 109 on Reader Service Card



# LOOK INTO IT!

THE SP-5 STEREO PRODUCTION CONSOLE  
A new line of high performance mixing systems  
on exhibit at the 1984 NAB Convention,  
April 29 thru May 2 at the Las Vegas Convention Center.  
Also on display: Our A-500 Radio Broadcast Console  
and our V-800 Television Console.



 Wheatstone Broadcast Group

5 COLLINS ROAD, BETHANY, CT 06525 (203) 393-0887

Circle 140 on Reader Service Card

filiate stations. The receiver will draw in the strongest signal and relay the page. Any station along the corridor

whose transmitter is switched on for this purpose will be paid. Every time the transmitter keys up, the main com-

puter registers the fact and keeps a running account. The station will then receive a percentage of the final cost of the service to the customer.

A station stands to make money in this endeavor by selling time on the paging network to customers as well as selling or leasing the pagers themselves. The station management must decide how much effort to put into the new business and exactly how to arrange the financial structure to avoid any legal difficulties, determined on a state-by-state basis.

*Cont. on pg. 64*

## SCA PAGING LAWS AND REGULATIONS <sup>1</sup>

	Open Entry	Restrictive	Exclusionary
Alabama			✓
Alaska		✓	
Arizona	✓		
Arkansas	✓		
California		✓	
Colorado			✓
Connecticut	✓		
Delaware		✓	
District of Columbia	✓		
Florida	✓		
Georgia			✓
Hawaii		✓	
Idaho	✓		
Illinois	✓		
Indiana		✓	
Iowa	✓		
Kansas		✓ <sup>2</sup>	
Kentucky		✓	
Louisiana			✓
Maine	✓		
Maryland			✓
Massachusetts		✓	
Michigan	✓		
Minnesota		✓	
Mississippi		✓	
Missouri		✓ <sup>3</sup>	
Montana	✓		
Nebraska			✓ <sup>4</sup>
Nevada		✓	
New Hampshire	✓		
New Jersey	✓		
New Mexico			✓ <sup>5</sup>
New York	✓		
North Carolina			✓
North Dakota	✓		
Ohio	✓		
Oklahoma			✓
Oregon	✓		
Pennsylvania		✓	
Rhode Island	✓		
South Carolina		✓	
South Dakota			✓ <sup>6</sup>
Tennessee			✓
Texas	✓		
Utah	✓ <sup>7</sup>		
Vermont	✓		
Virginia			✓
Washington	✓		
West Virginia		✓	
Wisconsin	✓		
Wyoming		✓	

<sup>1</sup> This table classifies each state as to how it treats new paging facilities. States in the "Exclusionary" category only permit new facilities on a showing of need for the service and that any established service cannot or will not meet the need. Such a showing is nearly impossible to meet. The "Restrictive" category includes states which merely require a new service to show public need. This showing may then be rebutted by established paging operators. While theoretically "Restrictive" regulations impose less of a burden than "Exclusionary" ones, they can be just as difficult to meet depending on how great of a need showing is required. Finally, states classified as "Open Entry" place few or no restrictions on new paging facilities.

<sup>2</sup> The Kansas Corporation Commission has initiated a proceeding to examine whether existing entry barriers are justified. A hearing was set for late January, 1984.

<sup>3</sup> The Missouri Public Service Commission has issued an order stating that it believes it will be necessary to relax requirements applied in examining applications for authority to provide paging service.

<sup>4</sup> A Governor's task force has recommended the complete deregulation of all radio common carriers. Deregulation legislation is expected to be introduced in early 1984.

<sup>5</sup> The New Mexico State Corporation Commission has a proceeding in progress to determine whether it has jurisdiction over paging. A hearing on the matter was to be held in January, 1984.

<sup>6</sup> A contested proceeding is in progress to determine whether the South Dakota Public Utilities Commission is statutorily required to impose an exclusionary regulatory approach. The Commission's initial decision was that State law does require such regulation. The matter is under appeal to the state courts.

<sup>7</sup> The Utah Public Service Commission has issued an order stating it does not have jurisdiction over paging. An appeal is expected.



# Now is the Time to Cut Your Land Lines!



It's really very simple. Just switch from expensive phone lines to Comtech's new DART 384 (Digital Audio Receiver Terminal) and receive your network audio directly from the satellite with full fidelity, less cost, and greater control than ever before.

## Six Major Benefits

Ordering the DART 384 Terminal gives you six immediate benefits:

1. 10-20% lower cost than the other guys (Lease or Purchase).
2. Better performance under marginal conditions.
3. Immediate off-the-shelf delivery.
4. Avoid phone troubles—forever.
5. User-friendly.
6. Quick response to customer's problems.

DART 384 is priced 10-20% below the other guy's model and yet our bigger 3.8 meter antenna gives it more performance margin per dol-

lar. It gives you everything you need to match or exceed all network audio quality requirements. Comtech's 3.8 meter antenna also operates better under the proposed 2° satellite spacing compared to the competition's 2.8 meter.

The DART 384 is user-friendly. It is designed for easy installation and maintenance. The indicators are really useful for accurate antenna pointing and isolating problems. If you need help, Comtech and Allied are ready to respond quickly.

The DART 384 Terminal consists of Comtech's high-performance 3.8 meter antenna, low-noise amplifier, antenna-mounted down converter and demodulator shelf with 8-chan-

nel program capacity. Channels can consist of a mixture of audio channels and one voice cue channel.

And there you have it. Better service. Lower costs. The proven path to profits since the beginning of business.

For a closer look at this audio receiver terminal alternative, call Allied Broadcast Equipment toll free at 1-800-428-6954.

**ALLIED**  
Broadcast Equipment  
1-800-428-6954

The DART 384 is produced by

**COMTECH**

Comtech Data Corporation Comtech Antenna Corporation  
Subsidiaries of Comtech, Inc.

Circle 141 on Reader Service Card



## Other SCA possibilities


Broadcasters who may be reluctant to jump into an unfamiliar area like paging—that would appear to demand too much time and effort, perhaps detracting from basic main channel programming—still have other possibilities to consider. An easy way of capitalizing on the subcarrier's capabilities for supplemental income is simply to lease out one or more of the subcarrier channels on a monthly basis. Possible uses might include data transmission, slow scan video, or facsimile. Other projects have been launched for downloading of software to different customers and, for many years now, the use of SCAs for utility load management.

Some current SCA schemes propose to permit up to five channels of subcarrier broadcasting in addition to the main channel. One ambitious proposal is that of Comuni-Quik Corp., which uses McMartin's Super S transmitting system to allow up to five data channels on the subcarrier. The equipment will be bartered to stations in exchange for use, by Comuni-Quik, of some of the five channels. Comuni-Quik plans a nationwide network of

200 or more FM stations in the top 200 markets, with McMartin performing the hookups.

If it succeeds, such an arrangement will have an impact on the pricing of subchannel leasing costs. It is predicted by some that in the top markets channel leasing may run as high as \$6000 or \$7000 a month—perhaps up to \$10,000 per month in the largest markets. In small markets, on the other hand, it could go as low as a few hundred dollars per month. While these figures are not standards to rely on, they do constitute a general consensus by those in the industry.

One system that is already underway is that operated by DataSpeed, which sends out stock quotations using Quotrek, a technology incorporating a portable receiver with two-way communication. The company's digital data compression, uplinking, and downlinking facilities are based in Burlingame, CA, and handled primarily by Equatorial Communications. Quotrek is currently operating at a 4800 baud rate and should be moved up to 9600 some time soon. The portable Quotrek unit is frequency-agile with LCD readouts and can store up to 40



*Marti SCA generators in use in Reach paging network.*

stock symbols in its memory. The user needs only to enter into the unit the symbols for the desired stock quote and the unit will display the latest transmission it has received for that stock. There is enough room in the memory for a

# This Modulation & Power Controller will keep your AM Transmitter right on the money. 24 hours a day, seven days a week. We guarantee it.

With the MPC-11 controlling your transmitter you can be sure your station is operating at optimum levels without exceeding FCC license limits. Your station "sound" will always be just right regardless of program format or level of audio processing. We can guarantee this because our MPC-11 lets you select all of the parameters. From threshold levels to adjustment increments to time intervals. For power, positive and negative modulation peaks, and "do nothing" low level modulation limits. For primary and alternate transmitters with up to three different antenna patterns.

Once the parameters are set the MPC-11 will take over. It will continuously monitor the rf signal and auto-

matically provide raise/lower power commands. It will provide precise digital gain control over two separate audio feeds to the modulator. The MPC-11 is compatible with AM stereo applications and existing remote control systems. It also provides a continuous indication of the exact amount of correction supplied. Both through the front panel meters and through auto-logging outputs.

You may truly "set and forget" the MPC-11. It will provide alert alarms before compensation limits are reached. Plus LED status and alarm outputs for all parameters. It even contains self diagnostic circuits to provide fail safe operation in the event of a malfunction. The operational status of all alarm, indicator, and diagnostic circuits may be verified with a front panel switch.

Price: \$2,750.00 (rf sample is required).



**POTOMAC INSTRUMENTS**  
932 PHILADELPHIA AVE. SILVER SPRING, MD 20910  
(301) 589-2662

Circle 142 on Reader Service Card



# WORLD CLASS PERFORMER

For the high-pressure demands of their Olympic Games broadcasts, major world broadcasters chose VPR-3s from Ampex. For many good reasons. The VPR-3 handles tape more gently and with greater speed than any other VTR in the world. It responds to the touch of champion editors with effortless efficiency. It communicates intelligently with the most advanced production and post-production systems, yet it is simple and logical to operate. Most importantly, its performance pays off with superior video and audio results.

When your challenges require a VTR of world-class caliber, the VPR-3 is the top qualifier. And like all our products, it's backed by Ampex service and support, unequalled anywhere.

Call your Ampex AVSD sales engineer for full details on the remarkable VPR-3.

## AMPEX

Ampex Corporation • One of The Signal Companies

Atlanta 404/491-7112 • Chicago 312/593-6000 • Dallas 214/960-1162 • Los Angeles 818/240-5000 • New York/New Jersey 201/825-9600 • San Francisco 415/367-2296 • Washington, D.C. 301/530-8800



forty-first stock as a last-minute addition to the overall menu.

Tapping raw data from the stock exchanges, the system uplinks them to Burlingame where the information is formatted and sent back out over the system for regular updates. DataSpeed uses the Satcom II satellite to transmit to participating stations and pays a flat fee to the broadcaster, plus a bonus in certain circumstances. The primary frequency for Quotrek is 67 kHz, but DataSpeed requires the right of first refusal on a station's 92 kHz channel as well.

These are not the only uses DataSpeed has in mind for FM SCAs. A new system soon to be in full swing will be Informa, an electronic mail and information system. Also in the works is Modio, a radio modem hooked to a personal computer peripheral which has a receiver. The unit plugs into a wall, has an outboard floppy disk, and the computer keyboard controls access to a financial data base.

## Modulation Deviation Increased For FM SCAs

On April 7, 1983, the FCC amended Parts 2 and 73, authorizing FM subchannels to be used for both broadcast and non-broadcast services. Other restrictions removed expanded the usable channel baseband to permit instantaneous sidebands up to 99 kHz, and eliminated time restrictions and the restriction that subchannels had to be frequency modulated.

One restriction which was maintained in the 1983 ruling was a maximum modulation level of 100 percent for those stations using their SCAs. Fortunately for FMers, this restriction has now been amended. As of March 29, 1984, in an action on the Second Report and Order, the maximum modulation deviation is now 110 percent.

A problem still exists with this level, though. Until negotiations with Mexico are complete, FM licensees within 100 miles of the border are limited to 75 kHz and peak modulation not exceeding 100 percent.

With the Commission having realized that such increases in modulation levels can be operated without degradation to the main channel and without adversely affecting short spaced stations, broadcasters can put their efforts in the SCA department in high gear.

Other services combining SCAs and computers are provided by National Information Utilities of Washington, DC. Formerly, NIU had an agreement with NPR to uplink to the public radio member stations. In December 1983, after the joint venture failed to get off the ground, the partnership was dissolved.

Since that time, NIU has been developing further its hardware and software to uplink to other FMers for SCA use. Paul Geffert, senior VP at NIU, states, "We have since tested successfully all our equipment and will be in full operation sometime this summer."

The service being launched by NIU this summer will be the downloading of computer software to schools and businesses via FM subcarriers. Most of the information, in the case of schools, will be software delivered to the various school systems' computers, perhaps originating at school boards and government agencies or other central information locations.

"Eventually," says Geffert, "we will be involved with delivery of software to consumers, but until that opens up we will be concentrating on delivery of courseware to schools and software to government agencies." To do that, NIU will pay a set fee for the use of a station's SCA on a monthly basis, with a percentage of profits from the sale of software and courseware.

The revenue is generated by charging the schools a fee to receive the information. Determination of who is receiving transmission (at a baud rate of 9600) will be accomplished by the NIU computers, which, in conjunction with all member institutions, allow addressability to the school computers along with monitoring as to which location is receiving what information. "We see this as a very new technology," allows Geffert, "but there is a real commercial advantage though it may take until 1985 for us to realize that advantage."

### Alternative data uses

In addition to the standard data uses and software delivery systems, a few new systems incorporating subcarrier use have recently been announced. Though it had been rumored to have begun for some time, the Mutual Broadcasting System's MultiCom was just switched on after March 19, 1984. Now operating with three stations, MultiCom is set up as a data delivery system for the distributor network of Amway, the Mutual parent company.

The broadcasting arm uses its satellite system capabilities to deliver infor-



The Reach paging device.

mation to the regional centers, coupling into the local SCAs in each town. Each site has an SCA controller using hardware developed by Mutual.

Gene Swanzey, Mutual's senior VP of broadcast and communications services, reveals, "We can do voice and data alternately with all signals running through a master control, computerized switching system. Statitrol, a company in Denver owned by Amway, is assisting in the development of the microprocessor-controlled switching boxes." From this base, Mutual is thinking about becoming an information provider and distribution center.

Swanzey claims, "We are talking to companies about delivering information to other branches of their companies or delivering information from these companies to consumers. We think this will be an area opening up soon and will, in fact, be a future necessity for some companies."


An SCA network whose future looks bright and whose past has shown healthy growth for several years now is the Physicians Radio Network (PRN). Broadcasting to 40 cities, 37 of which are in the top 40 markets, the network pays approximately \$2000 per month for a subcarrier lease and sells advertising time to pharmaceutical companies and other businesses selling products and equipment to physicians.

A current development, similar in nature to PRN, is the proposed Lawyers Radio Network (LRN). Potentially international in scope, this SCA service will transmit recent legal news to subscribers. The plan calls for the production of 24 hours of tape each week, categorized by specialty, and the provisions of receivers to subscribers. The network also projects a data service, live call-in and news programming,



# THE 6139

VIDEO PRODUCTION SWITCHER  
ELEGANCE AND DEPENDABILITY



**8, 16 OR 24 INPUTS**  
**LED OR INCANDESCENT LAMP BUTTONS**  
**OPTION FOR FULL MICROPROCESSOR CONTROL IN ANY VERSION!**

**ALL VERSIONS HAVE**  
**3 MIX-EFFECTS SYSTEMS**  
**FIVE KEYS**  
**EDGE OR INSERT KEY ON DSK**  
**QUAD SPLIT**  
**TEST MODE FOR SYSTEM TIMING**  
**MIX PATTERN MODE FOR ME3**  
**FULL PREVIEW**

The microprocessor versions of the 6139 operate with the 7203 and the 7239 AUTO DRIVE™, which enable the 6139 to be controlled serially by external computers and editors. Crosspoint Latch has the simplest and most effective switcher protocols in the industry, with the fastest access time. All Crosspoint Latch controllers operate in any of the three standard protocols which provide the user with an excellent compromise between high speed communication and massive data transfer.

## THE 6139 IS AN EXCELLENT PRODUCTION SWITCHER

Each of its three mix-effects systems has the ability to dissolve in wipes and keys. The Program bus can be keyed over or dissolved to, from any of the ME systems or from Quad Split. The downstream key has an insert mode allowing externally generated multicolored graphics to be transmitted through the switcher. The Effects generator has soft edges and soft borders.

THE 6139 CAN BE CONTROLLED BY MOST EDITORS serially with the inexpensive 7203, or with the extremely powerful 7239 AUTO DRIVE™ stores and then reproduces fader arm and positioner movements, allows easy editing of stored events, provides bi-directional serial communication with external devices. AUTO DRIVE™ with its display monitor, is a very flexible and simple means of storing switcher data, allowing the user a full over-view of the stored data, and the ability to modify and edit stored events with precision and ease.

**CROSSPOINT LATCH CORP.**

**8 INPUT LED** \$14,500.  
**24 INPUT ALL OPTIONS** \$70,000.

and seminar programming as well as limited advertising time and recorded tape sales. There is some discussion at this point that LRN may become a part of the Comuni-Quik network.

## Video on radio

A technology that has existed for some time and has recently received more attention is slow-scan video transmitted over an FM subcarrier channel. As a means of local area coverage, narrowband video signals may be broadcast using either 67 kHz or 90 kHz subcarrier channels. This type of broadcasting, exemplified by the Colorado Video system, is based on the digital conversion of conventional television signals by use of a scan-converter. This unit accepts a standard, wideband video signal, freezes a single image and, on command, generates a new video signal of the desired bandwidth or, in the case of SCAs, data rate. Both digital and analog types of transmission are available, as are options in transmission rates and resolution.

The receiving location for the picture uses a simple scan converter to reconvert the signal to standard television rates for viewing on ordinary monitors or TV sets. Direct modulation of the

subcarrier by the video signal is recommended for the sake of efficiency, but very low frequency response is required in both modulator and receiver in such cases. Related audio program material may be transmitted on a second subcarrier, with receiver costs being approximately the same as for normal SCA installations.

Several slow scan systems transmitted via SCAs are now in use for delivery of still images to educational institutions, for catalog services, "storecasting" with pictures, advertising, teleconferencing, and for corporate instruction and information distribution. Again, there are two ways to go about the business of using this technology for SCAs. Broadcasters can choose either to lease out the subcarrier on a monthly basis to those involved in slow scan productions, or to get involved themselves with the complete operation.

Obviously, the variety of services available through SCAs, from slow scan video to data transmission, provides the broadcaster with many versatile choices on ways to make money. Yet, the possibilities do not stop there and actually more options continue to appear.

## Technical questions

A recent NAB filing concerning AM subchannel use raises a number of significant technical questions. The filing was an attempt to get the FCC to preempt any state-level regulations restricting broadcasters' entry into businesses using SCA capabilities. This is particularly true, as it is with FM SCAs, in regard to paging applications.

NAB engineer Michael Rau states the technical case in this way: "We referred to it as subchannels, not subcarriers or SCAs, because of the low data rate. In addition, there has been some concern about interference with AM stereo transmission if the station uses its subchannels. There is concern that pilot tones in the stereo transmitters can cause problems with the receivers for AM subchannels. This is a legitimate concern, but if the subchannel is matched to the AM audio channels to avoid interference there may be no ill effects. This is unlike FM SCA, which can use any subcarrier frequency without any harmful side effect." Though this is the general consensus among knowledgeable engineers, much confusion remains.

Of course, FM subcarrier use still involves many technical considerations. The answers to the engineering questions are easier for the broadcaster to pin down than those to the legal and financially related problems, however. Purchasing of SCA equipment is being made increasingly simple by the improved quality of many SCA systems, by the limited amount of extra equipment required to set up a subcarrier, and by the recent advent of units combining all the separate elements into a single system.

According to Eric Small, vice president of engineering at Modulation Sciences, only four elements are required to add the SCA. "You need an SCA generator, an audio processor, a modulation monitor, and a properly tuned transmitter, a factor which most stations overlook," Small says. "In fact, to have a properly working SCA the audio processor, the modulation monitor, and the SCA generator need to be designed especially to work together. The alternative is to buy a combined system integrating all the functions into one box and to tune the transmitter properly."

In addition, with the opening up of the baseband for subcarriers to 99 kHz, and since there is no channelization of the SCA spectrum, just about anything can be done from 53 to 99 kHz as long

# Squeezer

## The Video Compression System With One Feature All Others Lack: Affordability.

Everyone today is facing the budget squeeze one way or another. Networks, affiliates and independents, cable companies, production and post production houses. One curious thing about budget squeezes is that they have a way of making equipment purchase decisions both easier and harder. Easier when it's clear that a particular item costs too much for the times. But harder when you are looking at equipment you know you need, but can't find the bucks for.

## The Squeezer: Meeting Your Needs With A Unique Set of Special Effects Features.


The Squeezer, from Precision Echo, is a programmable video compression and positioning system that compresses an image down to four selectable sizes, places that image

screen on command, crops any part of it to any size, and puts a variable sized border of any color around it on request. It can even flip the image horizontally or freeze the action. Exclusive dual joy stick controls make image manipulation simple. And the utility of its design makes The Squeezer a versatile tool whether rack mounted in a production facility or used in mobile applications.

## The Squeezer: An Affordable Alternative.

There's very little that you'll find on The Squeezer that you couldn't find on an ADDA, Vital, or a Quantel system. Except the price tag. Those other systems cost anywhere from \$40,000 to \$200,000. The Squeezer costs under \$20,000. For broadcast programming, news and sports production, cable TV, educational and industrial applications, nothing comes close to the cost efficiency of The Squeezer.

The Squeezer from Precision Echo. High quality and cost efficiency.




**PRECISION ECHO**

3105 Patrick Henry Drive • Santa Clara, CA 95051

(408) 988-0516 • TWX 910/338-2328

Circle 145 on Reader Service Card





# IT'S ALL CHYRON.®

Everything you see was created on Chyron IV.

Background graphics...  
Foreground text...  
Multi-color characters.  
Electronic graphics have never  
been easier. Or sharper.

Chyron IV does more.

**CHYRON**  
TELESYSTEMS

A DIVISION OF CHYRON CORPORATION  
265 Spagnoli Road, Melville, New York 11747  
• 516-249-3296 • Telex: 144522 Chyron Melv

# EVEN THE HAIRIEST SITUATION CAN'T SHAKE UP THE FIRST 3-CHIP CAMERA.



Some gripping news from NEC: the ENG camera has come of age. Our new SP3 packs so many features into 7.3 lbs., it's a small wonder.

With three CCD chips instead of tubes, the SP3 can take all the abuse your crew dishes out, and never needs registering. It produces broadcast quality pictures with over 500 lines of resolution. And better still, you can use it with any format — VHS, Beta,<sup>™</sup> or 3/4 inch.

To find out more about the SP3, the most newsworthy camera around, call NEC at 1-800-323-6656. In Illinois, call 312-640-3792.

## NEC

### IMAGINE WHAT WE'LL DO NEXT

NEC America, Inc., Broadcast Equipment Division  
130 Martin Lane, Elk Grove Village, Illinois 60007





as the process does not interfere with the main channel and the SCA modulation does not exceed 20 percent. "That entire 46 kHz spectrum," notes Small, "can be filled with one subcarrier to provide a channel nearly equal in quality to monaural FM and with companding it can be even better. Among other alternatives is to put a few dozen narrow-deviation teleprinter channels in the spectrum."

So the engineering requirements are not restrictive and the equipment investment, in view of the return for subcarrier projects, is quite modest. The remaining technical question, which has been quarreled over from the beginning of SCA use, is the overall effect on the main channel.

Two questions arise when discussing the effects of subcarriers on main channels. The first is concern that the SCA will produce "birdies" in the main channel, especially with stereo. This problem has been virtually eliminated since the advent more than 10 years ago of the phase locked loop IC stereo decoder in stereo receiver design. The chip decodes stereo without tuned circuits, and its inherent quadrature rejection suppresses SCA interference by 40

dB. The result is no more "birdies."

The second question is whether adding an SCA will significantly reduce the coverage area of the main channel. After initial concern that the subcarrier would drastically limit main channel coverage, a backlash formed, of the opinion that there was absolutely no coverage reduction. Neither is true. There is a reduction in area coverage, though quite minimal. In fact, switching the main channel from mono to stereo produces a much greater S/N reduction than does adding a subcarrier. A single subcarrier channel will result in an S/N reduction of only 1 dB.

The one aspect of SCA that may affect main channel operation is the reduction in modulation that currently accompanies SCA operation. According to the SCA handbook produced by Eric Small, the original FCC notice of proposed rulemaking was intended to allow modulation greater than 100 percent. This was based on the fact that the station could compensate for the modulation applied to one or two SCAs by increasing total modulation to 115 percent. No action was taken in the first Report and Order, but action was anticipated for the second Report and Order

[see accompanying sidebar]. Meanwhile, Small writes, a station will have to give up 1 dB of modulation for each SCA. How serious 1 or 3 dB is depends on the market, format, and competitive position. Small suggests that it may be useful to put attenuators in the program line and listen to what the loss in modulation sounds like.

### Tough choices

The technical questions having been largely answered, the broadcaster is left with the tough choices: legal and financial. How will any subcarrier activity affect his legal position? How will the subcarrier endeavors produce revenue? If and when they do, how much effort will have to be expended on an ancillary business for the broadcaster to realize his full revenue potential? The answers are not easily forthcoming and, in fact, vary from station to station, from market to market, and from business to business.


Two things, however, are definite. One is that SCA use is not a get-rich-quick scheme. The other is that with care and effort, broadcasters can make use of their subcarriers to increase revenues. **BM/E**

## Videotape Editing

*Videotape Editing-Communicating With Pictures And Sound* answers every videotape editing question.

When to edit? When to (and when not to) use a dissolve or wipe? How to cut? How to use complex sync roll editing and audio sweetening? How to affect the mood and pace of a show? Why and how to perform computer editing without losing creative control? It even takes the mystery out of time code and user bits.

Beginning editors, experienced pros, film editors and media managers will all appreciate *Videotape Editing*. This new book is your guide through the world of videotape editing including time code and computer assistance.



*Videotape Editing-Communicating With Pictures And Sound* By Michael D. Shetter

• 165 pp. • 144 illus. • 6"x9" Hardbound  
\$32.20 (\$34.00 in IL)

Order Today! • Major Credit Cards Accepted  
Brochure Available • (312) 364-1900 Ext. 825

**SE Swiderski Electronics**  
Audio/Video Engineers

1200 Greenleaf Ave • Elk Grove Village, IL 60007 • (312) 364-1900

Circle 148 on Reader Service Card

## Systemize Your Network Feed

### System 8 from Beucart

Beucart combines computer control with 8 top quality recorder-reproducers to bring you the System 8. This low cost system edits and records AP Radio and other network wire services . . . automatically. Its simple and flexible keyboard entry allows you to specify the exact cuts you wish to record. Then the pre-programmed micro-computer controls the recording and provides air-ready cart-ridges.


Beucart saves you time and effort while giving you the most reliable, flexible way to systemize your network feed.

BEAUCART DIVISION

# UMC


UMC Electronics Company  
460 Sackett Point Road  
North Haven, Connecticut 06473  
Phone 203/288-7731

Outside Connecticut,  
toll free, (800) 243-6178



Circle 149 on Reader Service Card

# HE'S ALL YOU NEED TO START YOUR MARCONI FULLY DIGITAL TELECINE!



He's 5½ going on 6 and he isn't a genius. But the Marconi Line Array Telecine B3410 doesn't need a genius.

Unlike other telecines, the Marconi B3410 is fully digital. That means, among other things, it can deliver full performance within two minutes from the time you switch on. It does not require tweaking or day-to-day adjustments, and there is no registration drift or tubes to replace. The stability of its electronics is simply superb!

Once it's started, you'll appreciate the Marconi B3410 for its fully digital processing and CCD image sensors that provide an extraordinarily true video picture. Moreover, the Marconi B3410 has a light bias facility that resolves dark areas of the film. It converts into all international standards and interfaces with all available color correctors.

For more information on specifications and the cost of the Marconi B3410, call us in New Jersey (201) 767-1000 or in California (213) 466-5066.



## **A.F. ASSOCIATES INC.**

ADVANCED SYSTEMS AND PRODUCTS FOR THE VIDEO INDUSTRY  
AFA PRODUCTS DIVISION 100 STONEHURST COURT, NORTHVALE, NJ 07647



# Flexible

# Field

# Communications

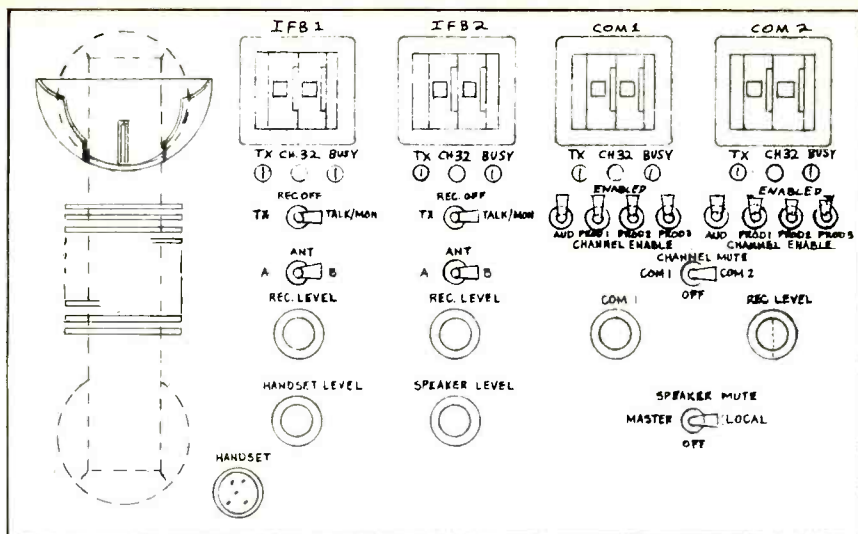
**For EFP operations at the Summer Olympics, ABC got a state of the art communications system as agile as the athletes themselves.**

*Harold Robbins is manager of RF Maintenance Operations for ABC and Marc Wiskoff is District Manager for special market applications for Motorola Communications & Electronic, Inc.*

By Harold Robbins  
and Marc Wiskoff

While Southern California girds for what are expected to be massive traffic jams during the Summer Olympics, ABC is preparing to deal with another kind of traffic problem in remote pick up frequencies. Essentially, the problem is a shortage of remote pick up frequencies, especially for mobile operations.

The FCC defines a broadcaster operating outside its primary operating location as a secondary user, which means that the visiting broadcaster may have to share a channel on a secondary basis, apply for an STA on an unused channel if one exists, or risk getting shut out of any channel use. If you can get an STA or arrange to use an existing channel temporarily, the proper channel elements must be ordered as far in advance as possible and the anxiety-raising possibilities of something going wrong are ever-present. A better approach is to provide your field personnel with a communications system that is not only frequency agile, but field programmable and at the same time controllable.



This drawing shows the placement of the controls on the main control panel in the ABC truck. Note location of the handset on the left.

A basic ingredient of the mobile van communications system is the Motorola MCX 100 mobile radio.



## The Olympics Challenge

In preparation for its extensive Olympics coverage, ABC contacted Motorola to design just such a state-of-the-art communications system for its Field Operations trucks. As the network outlined it, the system should be completely synthesized, capable of operating in a continuous duty mode for IFB and in an intermittent mode for two-way communications. In addition, provision should be made for selectable high or low power at a local control console. Finally, the system should allow the operator the flexibility of transmitting in either VHF or UHF and, if necessary, use both bands simultaneously without any degradation of operating specifications.

In response to these requirements, Motorola proposed the MCX100 mobile radio to provide both continuous duty operations for IFB and intermittent duty for two-way communications. This new mobile radio is synthesized and is available in both VHF and UHF so IFB and two-way systems can both be accommodated. In addition, the two-way system is complemented by synthesized handheld MX300 units with 48 channel capability. The receiving end of the IFM system includes monitor receivers (single channel units) which can be clipped on to the belt buckle of field personnel.

While Motorola was to supply the RF hardware for the project, Circuit

Development Co. was to design, engineer, and fabricate the entire system. This task included both circuit design and electromechanical layout as well as testing the completed design.

## The Van System

The Van RF Communications System (VCS) consists of four 32-frequency synthesized transceivers—two dedicated to IFB use and two for communications (COMM) housed in a main system rack with interference, audio, control circuitry, and power supplies. The rack provides audio and control connections for one main system control panel and up to three other similar sets of connections. These connections can operate with existing van audio and control circuits or with auxiliary control panels at various production positions.

The main control panel allows the audio operator complete access and control of the four transceivers. As a result, the audio operator can talk out or receive and select any frequency for which the transceivers have been programmed. The operator may assign either or both of the two selected COMM channels to production operators at the auxiliary panels or to predesignated audio and control circuits of the van audio system. With the van audio system as the modulation source, the remaining two IFB transceivers can be locked in a continuous transmit mode at the main control panel. The operator can talk out

on either system with a telephone handset if need be. It is possible to select remotely either of two antennas for each of the IFB transceivers from the main control panel. A 15 dB, RF power attenuator is incorporated in the antenna circuits of the IFB transceivers during transmit and can be programmed to switch out when high power operation is required on certain channel frequencies.

## Main Control Panel

The main VCS control panel consists of a housing and panel assembly flush mounted to the van interior walls or panels. A dynamic telephone-type handset provides for operator talk out and reception. There is also an integral front-mounted speaker within the panel, and a hangup cradle switch provides automatic speaker cutoff.

Here are the controls and indicators on the panel:

- \* Frequency Selectors. Four two-position thumbwheel switches designated IFB1, IFB2, COMM1, and COMM2 select frequencies 01 through 32 inclusive. The switch setting 00 and 33 through 39 also may be used to select frequency 32.

- \* Position Enabling—COMM channels. Four toggle switches for each of the two COMM channels enable PTT control to and from one to four control position combinations, designated Audio, Prod 1, Prod 2 and Prod 3. Production positions may be auxiliary control panels or high level input and output audio feeds.

The audio switch for each COMM channel has three positions. The "center" position disables that channel from its respective control. The "up" position enables that position. The "down" position is a momentary spring return that disables the tone squelch of the respective transceiver to monitor that channel prior to transmit. The three production switches have two positions—the "up" position enables that channel and the "down" position disables that channel. When more than one channel is enabled for a position, the transmissions occur simultaneously on both channels from that position. Reception is also simultaneous, with the audio arriving at the speaker and handset having been mixed prior to the audio power amplifier stages.

- \* Channel Enabling—IFB Channels. There is one three-position toggle switch for each of the two IFB channels. The "center" position disables the respective receiver and transmitter. The "left" position keys the transmitter PTT and enables the external audio





# Shure's new FP31 Mixer takes a big weight off your shoulders.

Introducing the most innovative field production mixer of its kind. Shure's FP31. You won't find another mixer this small with these features, dependability and ease of operation.

The FP31 measures only 6<sup>5</sup>/<sub>16</sub>" x 5<sup>5</sup>/<sub>16</sub>" x 1<sup>7</sup>/<sub>8</sub>", and weighs just 2.2 pounds! Incredibly, it offers the same important features as much larger mixers. Plus, a few of its own.

Every channel has a mic/line level and a low-cut filter switch. And to prevent overload distortion, there's a built-in limiter with adjustable threshold.

The FP31 can be powered by two internal 9-volt batteries, or from an external 12-volt source. A green LED flashes to remind you that the mixer is on. Phantom and A-B power are also provided to operate lavalier and shotgun microphones.

A slate tone can be laid

down on the tape for locating specific takes, and there's also a built-in mic for voice slating.

The mixer also has two separate mic/line outputs for 2-camera shoots and a tape output to feed a cassette. For monitoring, there are two stereo headphone jacks—one 1/4-inch and one for miniplugs. The FP31's rugged nylon carrying case allows you easy access to every mixer function and lets you piggyback the mixer on your VCR or other equipment.

For ENG, EFP and film use, Shure's FP31 has everything you need to make your mix a perfect success. Coming from a mixer this small, that's quite an accomplishment.

For more information on Shure's FP31 Mixer, call or write Shure Brothers Inc., 222 Hartrey Ave., Evanston, IL 60204, (312) 866-2553.



# SHURE®

THE SOUND OF THE PROFESSIONALS®...WORLDWIDE

# NO HUM HO-HUM



## PCL-505 and PCL-505/C

- TRUE COMPOSITE STEREO FM WITH PCL-505/C
- VIRTUALLY NO CROSSTALK WITH PCL-505
- TRANSMITS WAVEFORM AND SUBCARRIERS

You expect your point-to-point program carriage to be clean, dependable and economical. Why not! For nine years the PCL-505 and PCL-505/C Studio-Transmitter Links have delivered it, setting standards for monaural and composite stereo program operation. That's why the PCL-505/C continues to be the top selling composite aural STL in the world.

Carrying a composite stereo signal over a single STL means true direct FM stereo; so, the audio processing units and stereo generator may be located in the studio, accessible and far from intense RF radiation. The wideband input of the PCL-505/C accepts two subcarriers as well as the composite stereo waveform. In conjunction with an SCD-9 Stereo Demodulator the PCL-505/C is excellent for AM stereo.

Two monaural PCL-505/C's used in tandem, in the split-channel method, provide crosstalk-free stereo broadcasting and carry both remote control and SCA subcarriers. The direct FM techniques that provide composite stereo in the PCL-505/C also mean excellent frequency stability in both the PCL-505 and PCL-505/C. Both feature on-frequency RF amplifiers, a carrier driven relay for external uses, extensive multimetering, excellent serviceability and a built-in remote connector for remote control. In case of program interruption, optional automatic transfer panels can switch operation to standby units.

- ON FREQUENCY RF AMPLIFIER
- EXTENSIVE MULTIMETERING
- EXCELLENT SERVICEABILITY

For further information,  
please contact our Marketing Department

### MOSELEY ASSOCIATES, INC.

A Flow General Company . Santa Barbara Research Park

111 Castilian Drive . . . . . Goleta, California 93117  
(805) 968-9621 . Telex: 658-448 . Cable: MOSELEY

Circle 152 on Reader Service Card

## Equipping the Main System Rack

The equipment rack for the field operations truck can be installed in one double door cabinet presently housing one of the three existing van communication system transceivers. The rack contains the following:

1. Four 32-channel synthesized customer supplied mobile transceiver units, each contained in separate filtered, RFI shielded enclosures.
2. A fan ventilation system consisting of a blower and manifold to maintain air flow over the power amplifier heat fins on the four transceivers.
3. Plug-in, front accessible circuit cards for audio input, output, control switching, and logic circuits.
4. Antenna outputs for the two COMM transceivers directly wired to front-mounted antenna connectors.
5. Antenna outputs for each of the two IFB transceivers feed through a 15 dB power attenuator which can be automatically switched out by means of coaxial type antenna relays during receive and high power operation on specific channels. The output of each attenuator/relay feeds the common ports of a single pole, double throw antenna selector relay which in turn feeds a front-mounted antenna.
6. Redundant 110 V ac high efficiency switching type power supplies.
7. A back plane pc board serves as the junction for all circuit boards.
8. Primary and secondary power fusing and indicators.
9. Primary power switch.
10. Female type "N" chassis mounted antenna connectors.
11. Front mounted Elco and Edac type locking control and signal connectors.
12. Pin jack test points for audio level and supply voltage measurements.
13. Barrier strip or pig-tail AC power connector.

input circuit. The "right" position unkeys the PTT, and enables the handset PTT switch and disables the tone squelch for channel monitor purposes. Activation of the handset PTT switch permits the main console operator to talk out on either or both of the IFB channels while providing priority override of any COMM channels.

\* Antenna Switch. Each IFB channel transceiver can be switched via a coaxial relay in the main rack to one of two antenna ports. This switch, designated "A" or "B" operates this relay.

\* Receiver Level. Each of the four system receiver audio inputs to the main panel are mixed prior to the



speaker and handset earpiece amplifiers. The receive level pots control the amount and proportion of audio reaching the mixer. These controls affect only the audio heard at the particular position.

\* Channel Mute Switch. Each of the two COMM channels has a three-position toggle switch that attenuate the receive audio level of either channel by a preset amount adjustable from 0 to 20 dB. The "left" position designated Comm 1 attenuates Comm 1 audio. The "right" position designated Comm 2 attenuates Comm 2 audio. The "center" position designated "off" switches out the preset attenuator.

\* Speaker Level. This pot adjusts the audio level reaching only the speaker.

\* Handset Level. This pot adjusts the audio level reaching only the handset earpiece.

\* Speaker Mute. This three-position toggle switch is designated from left to right—master, off, local. In the "off" position the speaker audio is present with the handset on or off the hook-switch. In the "local" position the speaker will mute whenever the handset at that position is off the hook-switch. In the "master" position, the speaker will mute whenever any handset is off the hookswitch.

\* TX Indicator. Each of the four transmit channels has a red LED. All indicators for a particular channel will light at all positions whenever that transmitter is activated.

\* Channel 32 Indicator. Under each channel frequency selector switch is a yellow LED designated Ch. 32. If any of these switches are set to 00 or 33 through 39, channel 32 will be selected and the LED will light.

\* Busy Indicator. Also under each channel frequency selector switch is a green LED designated "busy." Whenever a properly tone-coded signal is received on that channel the LED will light at all positions.


### Production Control Panel

The production or auxiliary panel provides the operator handset and speaker access to either or both COMM channels. The production operator, however, does not have the capability of selecting either channel or frequency. The production operator talks out and receives on either or both channels designated by the main operator.

Nevertheless, the production operator has full receiver audio control over the assigned channels by using the individual channel receive level pots or the channel mute switch.

BM/E

# BRIGHTEST SOUND IN THE CITY



- OUTSTANDING LINEARITY AND FREQUENCY STABILITY
- ULTRA LOW NOISE AND DISTORTION
- SELECTABLE IF BANDWIDTH
- 450MHz, 950MHz, 1.7GHz BANDS

## PCL-606 and PCL-606/C

Cut through the crowded air waves of major urban markets and deliver your program just the way you intended it to sound, with the PCL-606 or PCL-606/C Studio Transmitter Links. Both the monaural PCL-606 and the composite stereo PCL-606/C offer the latest technology and highest quality for maximum performance and reliability.

Clarity starts in the transmitter. Careful IF modulation techniques ensure very low noise, then the signal is frequency synthesized for extreme linearity and frequency stability. In the receiver, an adjustable PIN diode attenuator prevents overload while maintaining maximum possible signal strength and dynamic range. The receiver is very selective. The band width is adjustable so that any distortion can be further reduced if selectivity is not critical. Digital demodulation and a series of ultra-phase linear IF filters separate subcarrier and baseband frequencies with negligible noise or distortion.

Both the PCL-606 and the PCL-606/C feature modular construction for easy servicing, built-in internal system performance metering in transmitter and receiver, two subcarriers for SCA and remote control data, and switch-selectable signal metering functions. All service adjustments are easily done through the top cover. To assure continuous broadcast, in case of failure or abnormality shutdown, the receiver switches automatically to a standby unit. For international broadcasters, transmitter frequencies can be changed, if necessary, without the delay of ordering a new crystal.

- EXCELLENT SELECTIVITY
- BUILT-IN DIAGNOSTIC METERING

For further information,  
please contact our Marketing Department

**EM MOSELEY ASSOCIATES, INC.**  
A Flow General Company . Santa Barbara Research Park  
111 Castilian Drive . . . Goleta, California 93117  
(805) 968-9621 . Telex: 658-448 . Cable: MOSELEY  
Circle 153 on Reader Service Card

# Centro does it all...

**your best "turnkey" source for video editing, production and broadcast facilities...fixed or mobile.**



A 35,000-square-foot plant... a staff of electronic engineers that know all the complex aspects of systems technology... a fully integrated architectural, design, construction and installation team... a demonstrated history of providing clients with telecommunications systems... and advancing the state of the art... that's what we're all about.

Centro "softens" the impact of high technology by designing and providing the comfort and special needs that make the difference for your operational staff.

We can deliver you a system that integrates today's highly sophisticated equipment into a productive and profitable telecommunications tool.

Call or write today:

Centro Corporation  
9516 Chesapeake Drive  
San Diego, California 92123  
Telephone: (619) 560-1578  
TWX: 910-335-1734 CENTRO SDG

 **Centro**

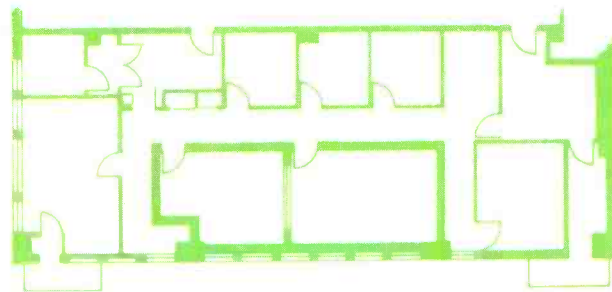
a subsidiary of SKAGGS TELECOMMUNICATIONS SERVICE

Circle 154 on Reader Service Card





## PART 13



# DESIGNING A MOBILE PRODUCTION UNIT

BY TOM CANAVAN

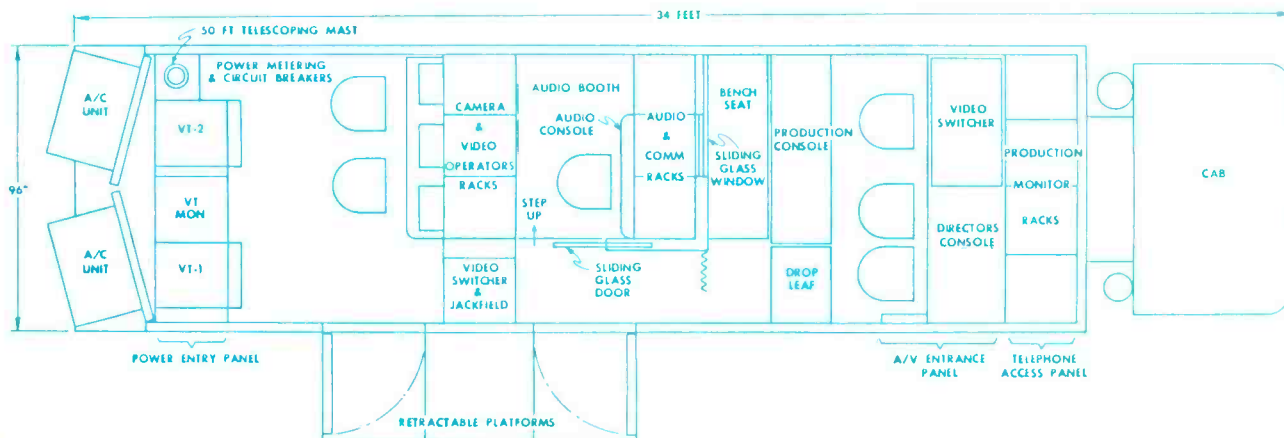
Although there has been a revolution in both the size and the capabilities of virtually every piece of electronic equipment used in television production, there remain two very key areas where no major breakthroughs have, or are likely to take place. The size of the human operator remains relatively constant. Secondly, practicality, and sometimes the law, dictates a rather unimaginative standard in the way we can move a mobile production package around on our highways. Thus, even while electronic systems become smaller, permitting more power for a given size, human factors and basic restrictions on types of vehicles still necessitate the proverbial "trade-off" situation in mobile unit design.

The evaluation of physical space, then, becomes the primary step in any new mobile design, and, since this space is largely determined by these unyielding human factors, very careful consideration must first be given to the intended application of the unit. It is obvious, of

course, that an ENG crew does not require a 40-foot semi-trailer, and, conversely, a network most likely cannot employ an eight-camera, four-wheel drive van for a football game. But in between these extremes, there are some very often overlooked decisions to be made. Will the unit be used exclusively by an unchanging in-house staff, or is it likely that rentals, unknown special events, or a flexible equipment complement will dictate the need to accommodate more personnel? What is the possibility that the "sports" unit will be rented for an "entertainment" production? Each of these potential applications dictates an entirely different complement of operators, production personnel, and "hangers-on," and thus, a radically different assignment of space. In addition, within a given range of applications, operating "style" may also affect space considerations. Will the director do his own switching? Is there a need for a senior video position?

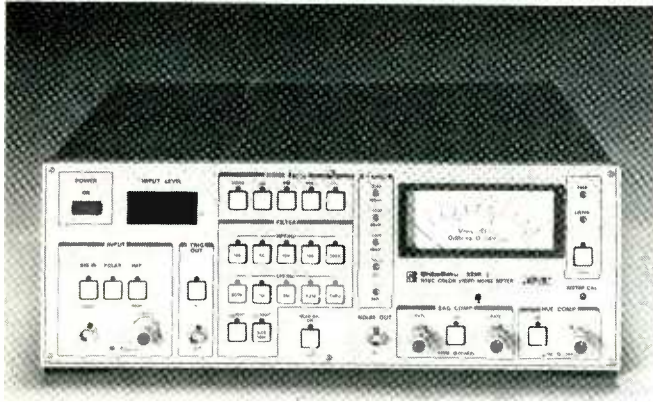
The result of this careful evaluation of intended applications for the unit should be an idea of the range of personnel which must be accommodated. And this factor, coupled with the equipment list required for the applications, allows the selection of the actual type of vehicle.

**Tom Canavan** is manager of the systems division of A.F. Associates.



Proper layout is essential not only for operator convenience but to assure long vehicle life. Poor weight distribution over the chassis and axles can result in serious operational or structural problems.

# THE TRUE MEASURE OF PERFORMANCE



## ASACA/SHIBASOKU 925R Color Video Noise Meter

The versatile 925R accurately measures both luminance and chrominance noise generated from TV transmission equipment, TV cameras, VTR's, videotape and videodisks. Connected to a general purpose interface bus (IEEE-488), it gives you complete receive/transmit capabilities. You can receive measurement start, mode and filter selection commands and transmit measurement data through the bus. You can expand the 925R into a fully automated system by using a desk-top computer with the SHIBASOKU TG-7 TV Test Signal Generator, U705 Noise Test Unit and 531 Interface Unit.

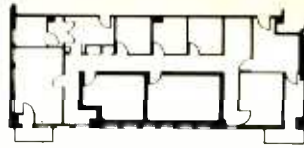
- Tests equipment under actual operating conditions.
- Separates AM/PM chrominance noise and measures each.
- Features HP/LP filters and weighting network for frequency analysis.
- Provides V/H sag compensation, hue compensation, and VTR head balance.
- Logs digital data; may be used as a digital video level meter.
- Available in NTSC; PAL B, M, N; and SECAM systems.

Measure your performance with the best. **ASACA/SHIBASOKU 925R.** The world standard in color video noise measurement.

For complete specifications, write:



ASACA/SHIBASOKU CORP. OF AMERICA  
12509 Beatrice Street, Los Angeles, California 90066  
Sales, Service: (800) 423-6347 • (213) 827-7144  
Circle 155 on Reader Service Card



## FACILITIES DESIGN AND ENGINEERING



Production area of a typical large mobile unit constructed by AFA. Windows permit viewing of other work areas.

## VEHICLE TYPES

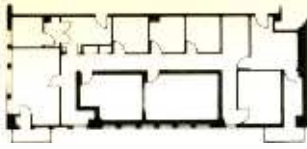
Remember that the "box," whether it is a van, "bread truck," or semi-trailer, is the second area where technological innovation is somewhat stunted. Vehicles can only be approximately 8.5 feet wide at best, and no more than 13.5 feet high, if one wants to move around on interstates. And, while recent changes in federal regulations permit longer trailers, we certainly are nowhere near any "revolutions" comparable to the size improvement in color cameras of late. Thus, while you may be able to put eight miniature cameras into the same space now occupied by four larger models, you will still need the space to accommodate the additional operators.

Other than "people" space, a close look must be given to operating terrain, extremes of climate, local ordinances, availability of types of fuel, and ac power. Here, again, the "in-house" dedicated unit is at an advantage because all the factors can be known. But the unit which must travel extensively or go on rentals often necessitates planning for extremes.

## LOADING REQUIREMENTS

Next to personnel allocation, by far the most important factor in choosing and designing a mobile production unit is loading requirements. There are countless instances where the wrong choice of vehicle type, or number or placement of axles, have permanently disabled a mobile unit. Electronic equipment can be replaced on a regular basis—the vehicle cannot. Enough emphasis cannot be placed on the weight factor. A complete study should be done of desired layout, depicting each rack, console, and storage location and indicating the weight distribution at each location. This will enable the vehicle manufacturer to recommend an adequate chassis and properly place the axles. A major decision must be made at this point regarding the vehicle—whether to go with a "conversion" of a standard stock-type body, or whether to build a custom body. This decision may also extend to the chassis. A standard body/chassis will have the advantage of lower cost and quicker delivery, and with a certain amount of conversion work, can be turned into a television vehicle.





## FACILITIES DESIGN AND ENGINEERING

The custom body/chassis is designed from the ground up as a remote production vehicle. It usually costs considerably more, and has a longer delivery (four to six months) than a conversion unit. However, if time and budget permit, the custom body is usually the wiser decision. Apart from the obvious advantages of having exactly what you want, the custom unit allows much more control over weight distribution and handling. The body of the unit will be built with the intended application in mind, allowing proper reinforcement around openings, yielding a much longer service life. With a properly designed custom body unit, whether it be a medium size truck or a 45-foot trailer, a life of 20 years plus is not unreasonable.

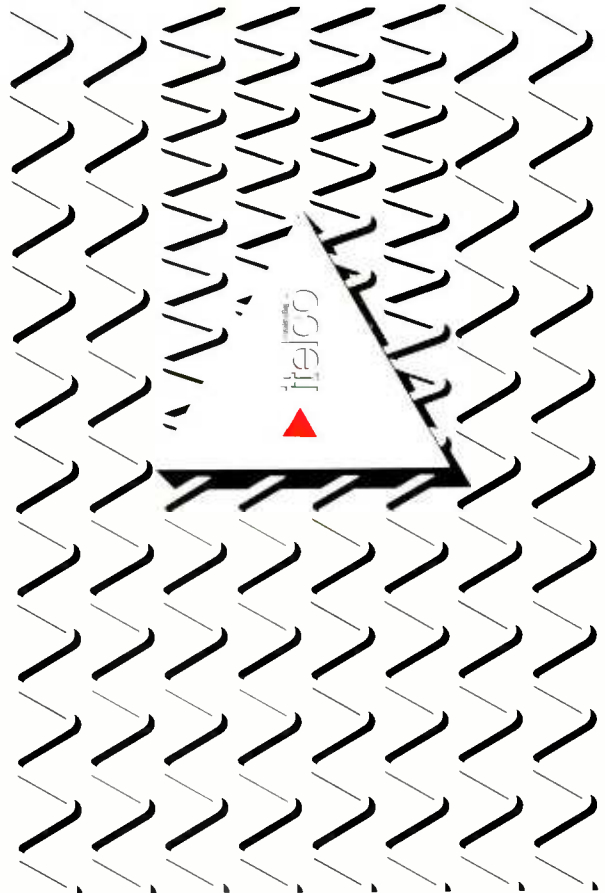
Whether the vehicle is converted or custom, air-ride suspension is mandatory for medium to large units. On trailers, a choice must be made whether to order an air-ride "fifth wheel," or utilize an air-ride tractor. With some types of trailer construction, an air-ride fifth wheel will cause some loss in interior height in the front compartment. With a standard fifth wheel end air-ride only on the rear axles, full interior height is maintained, but only air-ride tractors should be used.

## AIR CONDITIONING

Returning once again to our personnel complement, equipment list, and intended application study, we are now able to evaluate the air conditioning and heating systems. All television mobile units will most likely require some type of environmental control. The largest units with the widest range of terrain requirements will need air conditioning systems with redundancy, personnel heaters, and perhaps humidity control. Small units restricted to a stable climate may be able to exist on a small RV type air conditioner or heater. In evaluation of requirements, equipment heat load, number of people, number of smoking people, outside climatic extremes, acoustical considerations, and weight are all factors to be considered.

Once these requirements are known, a selection can be made on the air conditioner type. For medium to large units where four to 16 tons of air conditioning may be required, there are two general categories: "commercial" and "custom." Commercial units are relatively standardized; they are often available as "catalog" items, with quick delivery and lower prices. Custom units, however, are designed to fit into a given space, often have more features, but cost considerably higher and have lead times in ordering of up to four months. In evaluating which type to utilize, consider the following: reliability, ease of access for service, availability of service representatives in the intended range of locales, price, delivery, and manufacturer's reputation for support. In the largest mobile units, the choice usually winds up with the custom system because it provides the widest range of flexibility in location, redundancy, specialized modes of operation, noise control, and configuration.

Whatever unit is eventually selected, insure that it is readily accessible for repair without having to remove the entire unit or reconfigure equipment—and locate the unit based on an evaluation of the weight distribution plan.



## signals from italy

### ▶ ITELCO provides:


- ▶ a complete line for FM-RADIO and TELEVISION BROADCASTING
- ▶ LO-HI VHF TRANSMITTERS up to 40 KW
- ▶ UHF TRANSMITTERS up to 40 KW
  - solid state and tube technology
  - FCC - CCIR standard
  - PAL - SECAM - NTSC
- ▶ MICROWAVE RADIO LINK
- ▶ TURN KEY SYSTEMS DESIGNED ON REQUEST

---

ITALY: ITELCO S.p.A. Piazza Febei, 3 tel.: 0763/40131-2-3-4. tlx.: 661013	05018 ORVIETO
ESPAÑA: FRATEI Ricardera, 55 tel.: 8887176. tlx.: 52407E	FOLGAROLAS (Barcelona)
GREECE: LEMAR LTD Hermou str. 8 tel.: 8952406 tlx.: 214752GR	ATHENS
U.S.A./AMERICA LATINA: CONTINENTAL 1620 W. 32nd Place tel.: (305) 8221421. tlx.: 803305	MIAMI FLA.
CANADA: M.S.C. ELECTRONICS LTD 254 Wildcat Rd. tel.: (416) 6614180. tlx.: 623494	DOWNSVIEW ONT.

---

Circle 156 on Reader Service Card

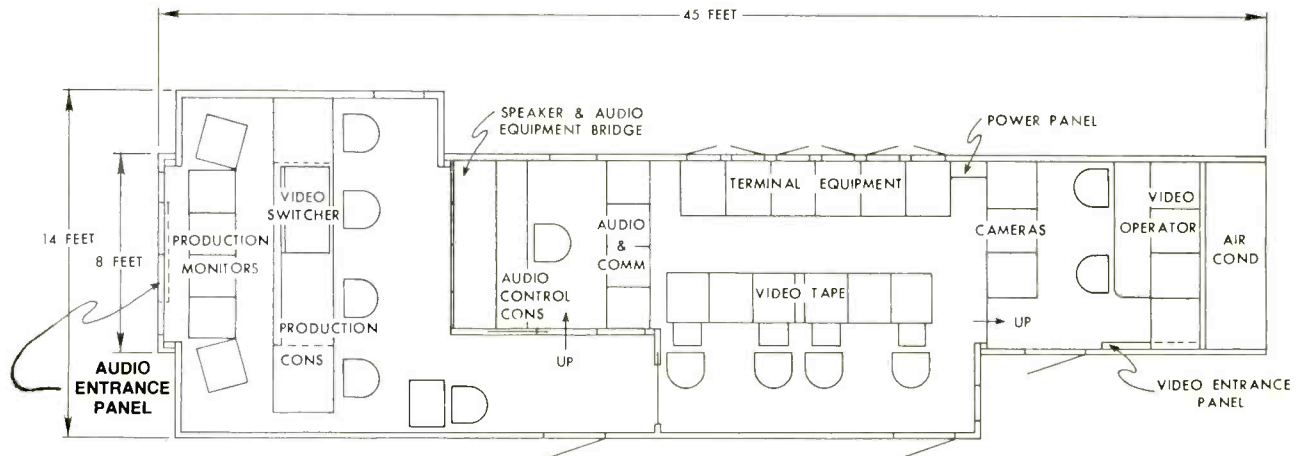


## FACILITIES DESIGN AND ENGINEERING

Special attention must also be given to acoustical factors. Where necessary, the compressors and blowers should be shock mounted, and a sound deadening wall constructed between the air conditioners and any operational compartments. Wherever practical, a dual system is a better choice. The use of two three-ton units instead of a single six-ton unit will enable limited continued operation should one fail. In addition, some design criteria may pre-

mit assignment of one unit to equipment and the other to personnel. This is an ideal situation to strive for, as it permits adjustment for personnel comfort without affecting equipment temperatures. Automatic dampers can be installed to divert air to the opposite system should one unit fail. Also, whether commercial or custom air is chosen, insure that your system is fitted with a "hot gas bypass." This feature allows the compressors to run continuously, eliminating power dips caused by compressor cycling.

The power system is the next major area of concern. Here again, no matter what the size of your intended vehicle, the present and future application and the range of locales for operation will play a major part in the selection



Some of the space limitations imposed on vehicles that travel the highways can be ameliorated with new truck designs. Expandable side panels, illustrated here, can increase truck width from eight to 14 feet.

# FOR THE BEST, BY THE BEST

**W**hen Clarion Remote Television wanted a first-rate mobile television vehicle, they came to ROSCOR where the flagship of the Elite Fleet line of television remote trucks, the TV-44, could be custom designed and fabricated to their specifications. ROSCOR's staff of audio/video, mechanical and electronic engineers combined to create a team effort in the assessment and creative solution to CRT's unique requirements.

The result was Clarion Remote Television's Mobile Unit #1, one of the finest privately owned remote production facilities in the country. Extensive research on the operational and human engineering needs of remote

production personnel developed into a vehicle ideally suited for sporting and entertainment events.


By constantly evaluating new ideas and materials to improve the functionality, longevity and serviceability of their vehicles, ROSCOR's Elite Fleet and Clarion Remote Television have become the industry standard for quality and beauty.

## CRT

Clarion Remote Television  
6720 Palma Lane  
Morton Grove, IL 60053  
(312) 470-1664

## ROSCOR

ROSCOR Corporation  
6160 W. Oakton St.  
Morton Grove, IL 60053  
(312) 539-7700



Circle 157 on Reader Service Card



# Schlumberger's

## Know-how

### Turnkey installations (studios - broadcasting centres)

Equipment for :

- studios
- O.B. Vans
- professional sound
- broadcasting
- television
- etc...

- **Switching grid matrices**
  - Talkback systems
  - Master F 462
- **tape recorders**
  - F 500 tape recorders
  - UPS 5000 sound mixing desks
  - UPS 6000 sound mixing consoles

ENERTEC

**Schlumberger**


ENERTEC DEPARTEMENT AUDIO-PROFESSIONNEL  
1 rue Nieuport B.P 54

78140 Velizy-Villacoublay Cedex France

TEL. (3) 946.96.50 TELEX ENERSON 697430 F

U.K. REPRESENTATIVES : CROW OF READING LTD P.O. Box 36 - READING RG1 2NB - Berkshire - Tél (0734) 59.50.25 - Tx 847056





## FACILITIES DESIGN AND ENGINEERING

of a power system philosophy. For small units ranging from one or two camera ENG units up to three or four camera EFP units, some type of on-board power is generally the rule. This permits the maximum flexibility in terms of quick setup/teardown, and the extremes of geographic location often demanded in EFP. Once a mobile system exceeds this size, however, the inclusion of an on-board generator is very rarely necessary in the United States. Most locations where these medium or large units would be used will have some type of power available, and, since larger trucks are usually scheduled in advance, sufficient time will most likely exist for service to be brought in if not available permanently. In the rare cases where this is not feasible, rental generators are not that difficult to find.

For the basic small mobile unit, on-board power systems are relatively straightforward. As with air conditioners, it is usually a better decision to have two generators each handling half the load rather than one larger unit. This is especially important in terms of space allocation and weight distribution, but also plays an important role in backup for a single generator failure. In addition, one generator can be assigned the non-critical, unregulated air conditioning and lighting loads while the other handles the regulated equipment load. A simple, quick means of changeover should be planned in the event of failure. Here again, careful consideration must be given to acous-

tical factors and ease of access for service.

For the larger units that will operate solely from external power, a basic decision must be made whether to go with single phase or three phase power systems. Single phase power has been more easily found in the past, but requires larger, and thus heavier, air conditioners. However, more facilities appear to be offering three phase power today. This permits a better distribution of on-board loads. Evaluate your intended venues carefully before making this decision. A few isolated exceptions to your rule can always be accommodated by a rented generator.

The on-board power should be distributed into two general classifications: technical and non-technical power. The "technical" load comprises all electronic equipment, and should be properly isolated, regulated, and monitored. The "non-technical" load consists of the air conditioners and lighting. In this case, there is usually no need for regulation. No matter what power scheme is used, a ground-fault system is a must.

Where ultimate reliability is required, a system of patches or changeover switches can be included to bypass a defective ISO transformer or regulator. All power, of course, should be distributed through appropriate master, submaster, and individual breakers. Bringing power into the vehicle is simplified if you utilize an appropriate gauge "welding cable." This cable is considerably lighter than the multi-conductor power cables used previously and, by terminating the cables with "Camlock" type connectors, various lengths of cable can be created quickly.

For setup purposes, it is a good idea to have available at your power input panel a 120 volt retractable power cable

If you're going to build a trailer,

Shouldn't you go to a trailer builder?


**WOLF<sup>®</sup>  
COACH**

7 "B" Street  
Auburn Ind. Park  
Auburn, Mass. 01501  
617-791-1950

Circle 159 on Reader Service Card



# BUILT TO GO WHEREVER YOU GO



## ENG & EFP CAMERAS

BY **Ikegami**

IKEGAMI ENG and EFP cameras deliver the ultimate in picture quality whenever and wherever you need them.

The IKEGAMI HL-79E ENG/EFT portable camera offers the highest possible picture quality in a slim, lightweight package. Flexible configurations include ENG and EFP systems with optional digital remote control and automatic set-up functions.

One of the most popular studio/field cameras is the IKEGAMI HK-357 microcomputer controlled camera. Whatever the location, the HK-357 arrives at the scene and is ready to produce studio quality pictures in minutes.

Wherever you go IKEGAMI reliability assures that the job gets done. After all, if it breaks down in the field there's a real jungle out there.

## ENG & EFP VEHICLES

BY **GRAY COMMUNICATIONS**  
CONSULTANTS INC.


GRAY COMMUNICATIONS constructs mobile production vehicles from custom designs that insure ruggedness and the ability to go where you go.

Since no two production assignments are the same, each ENG & EFP vehicle we construct is custom designed to meet your needs. The vehicle, whether it be a mini-van or tractor trailer, is selected according to environment and purpose. Production equipment selection is based on function, flexibility and durability. Top of the line equipment like IKEGAMI cameras insures superb picture quality and a minimum of maintenance.

GRAY COMMUNICATIONS delivers vehicles built to go wherever you go — and get you back. Sometimes it's a long walk home.

ALBANY, GA (912) 883-2121  
ATLANTA, GA (404) 455-3121  
BIRMINGHAM, AL (205) 942-2824  
MIAMI, FL (305) 591-3637

NASHVILLE, TN (615) 883-9175  
NEW ORLEANS, LA (504) 733-7265  
ORLANDO, FL (305) 896-7414  
TAMPA, FL (813) 885-1411



## FACILITIES DESIGN AND ENGINEERING

with a standard plug on the end. This can be quickly plugged into a nearby outlet to provide immediate partial setup lighting while the main power is being connected.

### LIGHTING

Lighting can also be distributed into two general classifications: work and operational. Fluorescent fixtures can be installed as "work" lighting to provide maximum illumination during setup, teardown, and maintenance. Appropriately placed 120 volt or low voltage track lighting on dimmers is the best choice for "operational lighting." Don't forget to provide complete outside illumination, storage compartment lighting, and, perhaps, some battery-operated interior lighting on timers.

Very few of the mobile television units ever built have sufficient storage space. Most often, storage is the last item to be considered in planning a unit, and consists of whatever space is left after as much equipment as possible is crammed into a given box. But most cameras cannot operate without cable; most units cannot turn on without power; and 10 field cameras will do no good without 10 tripods and pan heads. Storage must be planned early in the design process. It is as much a part of the weight distribution as a VTR or camera. Each item to be carried should be inventoried prior to design, and then assigned its own individual location in the design process. If there isn't



ABC's "mini-mobile" unit is a three-camera entertainment-type truck, a good example of the medium-sized straight truck.

enough room to carry essential items, either the vehicle must grow, the project scaled down, or a support vehicle must be added. All of these are expensive options if discovered at a late stage. In addition to the obvious rear door compartment in small vans, or skirt compartment ("belly boxes") in trailers and trucks, don't overlook hiding places such as rack-storage drawers, under-bench cabinets, in-floor compartments, custom interior cabinetry, etc.

### LAYOUT

In any mobile unit design, there exists a dynamic relationship amongst all of the requirements. Weight distribution can't be completed until a basic layout is conceived. But this layout may need to change dramatically if the rear axle loading is too high. Once again, due to the unchanging size of the human operator and restrictions on the size of the mobile unit itself, the creation of a workable, flexible layout is one of the more difficult design tasks. Here the relationships of all the tasks and personnel must be evaluated against the individual applications and operating style.

The area usually considered the most critical and most dependent on "style" is the production area. Whether this is simply one half of a rack desk in a van, or a 15x12 foot compartment in an expandable trailer, dramatic differences exist in the design of a unit for entertainment work versus that for sports productions. Will the director do his own switching, or must there be space for a TD, producer, executive producer, three ADs, a statistician, and five VIPs?! In the case of entertainment work, there may be a need for a lighting director position; for sports, the character generator operator may need a position. Styles differ between East Coast and West Coast production compartments: the latter tends to be more "dressy" while the former are "utilitarian." In short, because the production area's most important function is to house people rather than equipment, it deserves the attention, in the planning stage, consistent with the needs of personnel who must often spend many hours in one position.

### AUDIO

The audio area also requires some special considerations. In all but the smallest of units, audio should be completely isolated. Even in two- or three-camera units, a clever way can usually be found to isolate audio. Don't



# VIDEO CENTER

**MODULAR DESK CONSOLES • VTR/VCR RACKS**  
**CABINET CONSOLES • DUBBING RACKS**

**for VIDEO PRODUCTION • POST-PRODUCTION**  
**EDITING • ENG • EFP**

**ALL NEW**

The STANTRON VIDEO CENTER series modular "add-on" features allow for maximum flexibility in designing console arrangements for professional, educational, industrial and communication VIDEO CENTERS.

For a FREE copy of the "ALL-NEW" STANTRON VIDEO CENTER CATALOG #200, please write or call **STANTRON**

mailing address:  
P.O. Box 9158VC  
No. Hollywood, CA 91609 U.S.A.

Toll Free: 1-800-821-0019  
No. Calif. Toll Free: 1-800-821-0020  
So. Calif. please call: 1-213-875-0800  
TWX: 910-499-2177

factory:  
6900-6918 Beck Ave., No. Hollywood, CA 91605



Circle 161 on Reader Service Card





## Get it out of your system.

Television is an electronic medium. Yet TV graphics still involve messy paints, glue, air brushes, razors, and other paraphernalia.

MCI/Quantel's Paint Box can put your TV graphics into the electronic medium.

So you can get all the messy paraphernalia out of your system. Digitally.

The Paint Box lets you do a lot more than you can do with traditional art materials. A lot faster. And with typical Quantel picture quality.

It gives you over 16 million colors. If that's not enough, you can mix your own, just like you'd do with paints.

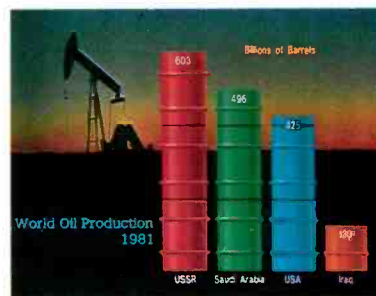
It's incredibly versatile. You can produce the look of oils, watercolors, chalk, pencil. You can make stencils. Air brush. Cut and paste. Even animate.

You can grab TV frames off the air, resize them, retouch them, mix them with graphics.


You can set type from a large variety of the highest quality fonts.

And you can interface the Paint Box to Quantel's DLS 6000 Library System for a totally digital still-picture system. It's awesome.

Call your local MCI/Quantel office. They'll be glad to show you a demonstration tape. Or get in touch with us directly at 415/856-6226. Micro Consultants, Inc., P.O. Box 50810, Palo Alto, California 94303.

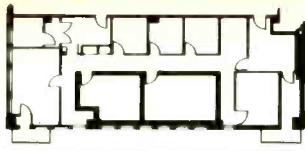


Graphics like this are easy on the Paint Box.



**MCI/QUANTEL**  
The digital video people.

Circle 162 on Reader Service Card



## FACILITIES DESIGN AND ENGINEERING

overlook the employment of the passenger compartment in a van or "bread truck" type vehicle. In a larger vehicle, where a whole compartment will be dedicated, careful control of ambient noise (in both directions) is essential for proper monitoring and to avoid distraction in adjacent compartments.

As audio grows in stature as part of the TV signal, equipment complement will change. Plan early for a full stereo installation. Certain types of sports production and most entertainment work will require a large number of microphone mixers. If this is a good part of your mobile work, you'll need a console with a minimum of 24 input channels with possible sub-mixer provisions. Because of the human-engineering factor necessary in console design, they tend to eat up more space per function than almost any other piece of equipment. Be careful of restricting future console expansion by designing a layout which restricts the width of an audio console. Except in very customized boards, the width of the console is going to be a minimum of 1 to 1.5 inches per fader. Thus, expansion from a 24 to 36 input board in the future can require a minimum of 1 to 1.5 feet additional lateral space. There is no way to re-orient this additional space requirement in most situations.

The video control and VTR areas are the most dense in terms of equipment, with highest ratio of controls per op-

erator. These areas tend to be designed by first allocating equipment space and then finding room for the people. Take the opposite approach. Evaluate what your personnel requirements are, and what they may be on a rental or at an unforeseen event. Will your cameras always be shaded by a video op, or will a network require an SVO position? Will you need a slo-mo operator for that special local game? Will the character generator operator always operate from the truck? What about a "transmission" man for the network feed? Plan equipment layout based on operator needs, placing most-used controls within comfortable reach. Power supplies, storage, distribution equipment, etc. can go at the very bottom or top of racks, leaving the central locations for operational equipment. Provide an even weight distribution and cooling flow, avoiding "hot spots" which will tax air conditioning. Carefully evaluate maintenance access requirements. Those pieces of equipment accessible from the front can be loaded in racks against a wall if you provide proper wiring harnesses and/or access doors from outside. If at all possible, always plan on some empty rack space for the extra camera, VTR, or VCR that always shows up.

The obvious bottom line in mobile unit design is to do your homework well in advance. With the awareness firmly in mind that people and physical space are the most rigid factors, evaluate your plan of business, applications, and style very carefully. Your end result can then be the best "formula" for your own operation. For there really can be no "standard" vehicle or "catalog" item in mobile units, although a cost-effective unit can be built which avoids most trade-offs and yields a production system that can grow with its user for many years. **BM/E**

# SCA & CRL

## Dollars and Sense

The FCC has made it possible . . . Now **CRL** makes it practical. Our NEW SCA 300 subcarrier generator solves the problems associated with SCA.

**CRL** has developed new technology to take the worry out of leasing your SCA. Main Channel interference . . . 80 db down! Maximum fidelity for music . . . 10 to 7000 Hz! Your coverage will be **DRAMATICALLY** improved over typical systems now in use . . . as much as 6 db increase in loudness. Best of all the price is reasonable . . . only \$1400 for the generator; \$2550 for the SCA 2 system. **CRL** invites you to try before you buy.

Call Bob Richards now at **1-800-535-7648** for complete information or your **FREE** two week trial. It makes a lot of sense.

**Circuit Research Labs, Inc.**

**2522 W. Geneva Dr., Tempe, Arizona 85282**



The SCA 2 system



**THE PROCESSING SPECIALISTS**

Circle 163 on Reader Service Card



**There's a Microtime Time Base Corrector for every application. And budget.**

**T-100.** One of the lowest priced digital TBCs in the world. But you'd never know it when you see what it does. Designed with many of the features that made our T-120 the industry leader, the T-100 offers unparalleled performance for a wide range of broadcast, industrial, cable and low power television applications. The most TBC for the money. **\$6,950.**



**T-120.** The T-120 does everything but cost a lot. Engineered to bring out the best in non-segmented 1/2" and 3/4" VTRs. Designed and built to outperform anything in its class. The price: **\$8,450.**



**T-120D.** A dynamic breakthrough in TBC technology. The T-120D features two major improvements: **DYNAMIC TRACKING (DT)\*** and digital effects capabilities. DT operation allows for "on air" slow motion and freeze frame when used

with a **SONY\* BVU-820 U-MATIC\* VTR.** Connect two T-120Ds to our optional E-120 effects processor, and the result is an inexpensive effects system that provides A/B roll editing, digital effects and **DYNAMIC TRACKING.\*** Only **\$9,950.**



\*DYNAMIC TRACKING, SONY and U-MATIC are registered trademarks of Sony Corp. ©

 **MICROTIME**

A Subsidiary of **ANDERSEN GROUP**  
1280 Blue Hills Ave., Bloomfield,  
CT 06002. (203) 242-4242.  
TWX 710-425-1165.

Circle 164 on Reader Service Card


**All in good time.**





Wilk's audio/video distribution and routing equipment —

# Our features only look expensive.




Wilk's complete line of audio/video routing switchers and distribution equipment provide state-of-the-art performance and unsurpassed reliability. Design technology features solid state electronic circuitry and virtually "transparent" operation where distribution or switching of audio and video signals is required.

The WILK "Transparent" Routing Switcher product line comprises a series of basic switchers which can be utilized to fit all switching requirements. Expansion of numbers of inputs to multiple outputs can be economically achieved by the use of these units. All switchers utilize separate video and audio matrices, thereby allowing video or audio only switching as well as multiple audio following one video signal. It also allows easy integration in systems where commonly separate audio and video racks are utilized. All AR switchers are ideally suited for 2 or 4 channel stereo switching.

The Wilk 350 Series Modular Video and Audio Distribution product line is based on a standard 19" EIA Rack Frame with Power Supply, and which will accept up to seven 2" wide modules. Modules available include AA-351 High Level Audio Distribution Amplifier, TG-350 Tone Generator, BG-351 Color Black Background Generator, CG-350 Color Background Generator, SI-350 Source Identification Unit, VA-350 Video Distribution Amplifier, VP-350 Video Presence Detector. These are standard off-the-shelf items available for immediate delivery.

The entire Wilk product line delivers performance features and reliability normally found only on much higher-priced equipment. Visit **Booth 1013** at the **NCTA** Convention, and see Wilk's new state-of-the-art line of Routing Switchers and Character Generators.



U.S. Corporate Offices: 16255 Ventura Blvd., Suite 1001, Encino, California 91436 / (818) 788-2338 / Toll Free: 800-782-9455  
Eastern Regional Offices: 12 Terhune St., Oakland, New Jersey 07436 / (201) 337-8158 / Toll Free: 800-782-9455

Circle 165 on Reader Service Card



# interpreting the FCC rules & regulations

## Evaluating the Impact of 80-90

Harry Cole, FCC Counsel

Almost one year ago the Commission adopted a Report and Order in BC Docket No. 80-90, an action which substantially modified the Commission's 20-year-old allocation scheme for FM channels. Nine months later, in March, 1984, the FCC finally took the first steps toward implementing those modifications. But despite this welcome sign of progress, it appears that no actual allocations attributable to Docket No. 80-90 are likely to be made until the end of 1984 at the earliest. Here is where things stand on the 80-90 front.

- allow Class A FM stations to operate on channels previously reserved for higher power Class B or C stations.

- create three new classes of FM stations—B1, C1, and C2—with maximum facilities and minimum mileage separations different from those assigned to existing Class A, B, or C stations. The B1 Class was accorded maximum power of 25 kW and maximum height of 100 meters (328 feet). The C2 Class was accorded the same maximum facilities allowed for Class B stations, 50 kW effective radiated power and 150 meters (492 feet) antenna height, and the C1 Class was permitted to operate with maximum facilities of 100 kW power and 300 meters (984 feet) antenna height. (*BM/E*, Sept. '83, p. 107.)

- require existing Class B and C stations to meet or exceed minimum facility requirements within three years or be downgraded to a lower class of station based on their actual operating facilities.

- convert the technical FM rules, including mileage separations and antenna height, to the metric system.

The purpose of these changes was to increase the availability of FM channels. This was to be accomplished by taking advantage of the fact that the former allocation system accorded stations protection based on utilization of maximum facilities, even though many, if not most, stations actually employ facilities substantially below maximum. Thus, the Commission "shoe-horned" into the existing scheme the three new classes of station, and provided that stations previously designated as Class B or C stations would have to meet new minimum facilities requirements if they wished to be entitled to the same protection standards they have enjoyed thus far.

In making these sweeping changes, the Commission was not unmindful of the interest the availability of new channels was likely to generate. Indeed, some observers thought that one of the primary reasons for the three-year delay in acting on the 80-90 proceeding, which had been initiated in 1980, was the FCC's awareness of the deluge in allocation proposals, and ultimately applications for

new stations, which was almost certain to be generated by adoption of the proposals.

On March 1, 1984, the Commission took two separate actions relating to Docket No. 80-90. First, it disposed of a number of petitions for reconsideration involving various aspects of the 80-90 changes. Second, it adopted a Notice of Proposed Rule Making in which it set forth the 684 communities eligible for its proposed new allocations and requested comments and counterproposals thereon. Both of these actions should be of interest to existing and would-be FM broadcasters.

### Second Thoughts

In addressing the various petitions for reconsideration which were filed, the Commission changed its original decision very little. The most significant change involved the establishment of a 10-mile "buffer zone" to protect the interests of existing Class C stations presently operating with antenna height of less than 300 meters (984 feet).

Class C stations in that situation have to upgrade their facilities to meet certain minimum levels, including increasing antenna height to at least 300 meters. As a number of petitioners noted, a licensee's ability to find a site suitable for a 300 meter tower is already dependent on such factors as zoning regulations, air hazard considerations, land availability and the like. In the Commission's view it was not appropriate to add to these problems the possibility that allocation of new channels on the periphery of the station's service area might further limit the permissible range of sites. Accordingly, the FCC agreed to create the "buffer zone" to protect Class C stations with less than the minimum antenna height necessary to warrant Class C classification for the station. This protection will last only three years, *i.e.*, the time during which any Class B or C station with less than the minimum facilities will have to file an application to increase facilities to at least the minimum or face re-classification to a lower class of station. Class B stations will *not* be given "buffer zone" protection because there is no minimum antenna height necessary to achieve classification as a full Class B station.

In releasing its disposition of the petitions for reconsideration, the Commission also established the effective date of the new rules. That date is March 1, 1984. This is significant because it starts running the three-year period during which Class B and C stations with less than minimum facilities must file applications for increased facilities or be downgraded. Such applications must be filed by

March 1, 1987.

Other matters considered in the FCC's treatment of the petitions for reconsideration include the following:

- stations operating with beam tilt will be classified according to the effective radiated power in their main lobe.
- for classification purposes, after the three-year period passes, stations may not operate with power in excess of the maxima stated in the rules, although they may use antenna heights greater than the maxima if transmitter output power is reduced.
- applications by Class B or C licensees seeking to upgrade to meet the minimum facilities requirements will be treated as being for minor rather than major changes. This will cut down on the procedural burdens involved in preparing, filing, and processing such applications.
- Class C licensees wishing voluntarily to reclassify their stations to a lower class may do so without having to go through a rule making proceeding to amend the Table of FM Allocations to reflect the lower class channel allocation.

## Proposed Allocations

In its Notice of Proposed Rule Making, the Commission has listed the 684 communities eligible for newly-available allocations which it believes should be made first. That list has received a good deal of publicity, and copies can be obtained from the Commission or trade associations. The proposed allocations were arrived at through computer analyses based on the newly-adopted technical standards, as well as a four-tier set of allocation criteria applied to communities for which a need for new FM service had previously been expressed. The criteria by which those communities were selected for new allocations included, first, the availability of local service. The communities included under this criterion have no local commercial radio service and are located more than 10 miles from cities with populations of at least 25,000.

Second is the availability of only local daytime-only service. The communities included under this criterion have daytime-only stations and are located more than 10 miles from cities of 25,000 or more.

Third is the asserted need for station(s) to serve the minority population of the community.

And fourth is the asserted need for station(s) to provide noncommercial educational radio service which could not otherwise be provided within the portion of the FM band reserved for such service.

Additionally, the FCC's computer was programmed both to provide stations operating on the proposed channels with some leeway in locating their transmitter sites outside of their communities, and also to allocate channels to communities based on population (with smaller cities getting lower class channels). And, to make sure that the new channels were spread around as much as possible, the computer was instructed to make one allocation to each community before any community could receive a second channel. When all these standards and criteria were applied to the FCC's previously established list of about 1,400 communities needing new FM service, the computer found that 684 of those communities could be given new channels. These are, of course, the 684 towns listed in the Notice.

## What Next?

The obvious question is what to do if a community in which you are interested does or does not appear on the list. For openers, the Commission is requiring an expression of interest in its proposed allocations before it will consider them further. This means that, even if the FCC has proposed a particular allocation, the Commission will not adopt that allocation unless someone expresses interest in utilizing that channel in that community. Thus, if you have any interest in any of the listed proposed allocations, you would probably be well-advised to make that interest known to the Commission by filing comments in support of the particular allocation in question.

Suppose, however, that a community in which you are interested was not fortunate enough to make the cut in the FCC's computer, and thus is not listed in the Notice. The Commission is willing to accept counterproposals to any of the proposed allocations listed, provided that such counterproposals include a statement by the party that it would apply for the requested channel if it is allocated; would provide the proposed community either its first or second aural service, its first local service, its first fulltime local service, minority service or public radio service; and include a showing both that the proposed channel can be allotted consistently with the distance requirements to all existing allocations and stations, and also that the counterproposal is short-spaced to one or more of the allocations listed in the Commission's Notice. In other words, counterproposals which are not mutually exclusive with any of the allocations listed by the Commission will *not* be considered at this point, but will instead be returned to the proponent. Such proposals may then be refiled at the conclusion of the Commission's consideration of this proceeding.

Parties interested in filing supporting comments or counterproposals were given 60 days, up to and including May 14, 1984, within which to submit their materials to the Commission. Once all the comments and counterproposals are in, the FCC will analyze them, enter any acceptable counterproposals into its computer, and release a listing of all channel allocations under consideration. At that point interested parties will be given yet another chance to comment on the proposals. Such replies are intended to involve comparisons of conflicting proposals, and not discussions of the comparative needs of the communities involved.

In making the final evaluation among conflicting proposals, the Commission intends to rely on four priorities for FM channel allocation which it adopted in 1982. These are: (1) provision of first fulltime aural service; (2) provision of second fulltime aural service; (3) provision of first local service; and (4) other public interest matters. The FCC is proposing to weight these factors with the following priorities:

First aural service	4
Second aural service	3
First local service	3
First fulltime local service	2
Minority or public radio service	2

A community falling in more than one of these categories would be given full points for the highest priority and an "enhanced priority value" equal to one-tenth the value of each additional category applicable to it. Thus, a proposal





# Until now, no component video system on Earth has been complete.

*Editing suite courtesy  
of WNEV-TV, Boston, MA*

## **Shintron 390. The world's first and only component video switcher and editor-interface.**

Now your M-format, BetaCam, or Quarter-Cam tapes can receive the full range of editing, effects, and other post-production techniques used on standard NTSC materials. Never possible before, because there was no such thing as the Shintron 390.

The Shintron 390 is the first switcher that can handle the three separate video component channels simultaneously; for M-format (Y, I, and Q),

BetaCam (Y, R-Y and B-Y), and for general purpose (R,G,B). It can be driven by time code, and its special Convergence port along with a standard RS-422 port permit direct interface with most professional editors. And, its two independent microprocessors make it smart enough to perform a wide variety of intelligent, programmable functions.

The Shintron 390 is the missing link. Without it, no component video system is complete. Call now for more information.



*Shintron 390 lets you mix, wipe, key, edit, and post-produce component video tapes with the same flexibility of NTSC systems.*

## **SHINTRON**

SHINTRON Company, Inc.: 144 Rogers Street, Cambridge, MA 02142/Tel: (617) 491-8700/Telex: 921497  
Shintron Europe: 198 Avenue Brugmann, 1180 Brussels, Belgium/Tel: 02-347-2629/Telex: 61202

# MICROWAVE MOBILE SYSTEMS

## POINT-TO-POINT

*From anywhere to anywhere*

## SATELLITE INTERCONNECT

*To & from uplinks & downlinks*

## PRODUCTION SERVICES

*Mikes, IFB's, Mixers, etc.*




*Common Carriers providing  
innovative live transmission services.*

15693 Chemical Lane, Huntington Beach, CA 92649  
(714) 891-2232 · (213) 271-9644 Los Angeles

Circle 167 on Reader Service Card

## The PORTA-BRACE™

**GRIP** - A remarkably  
practical heavy-duty  
production cart.



**K and H Products, Ltd.**  
Box 246, North Bennington  
Vermont 05257 (802) 442-9118

Circle 168 on Reader Service Card

## FCC RULES & REGULATIONS

which would provide a first aural service to a community with no local station and which would provide a minority service in that community would be given a total priority factor of 4.5, *i.e.*, 4 for first aural service, 0.3 for first local service, and 0.2 for minority service.

The Commission's idea, of course, is to mechanize the allocation process as much as possible. By reducing the factors to be considered to a very limited number of easily quantified questions, the FCC will be able to run them through the computer rapidly, and thus speed the final allocation process. In cases of ties, situations where conflicting proposals involve communities with equal weighting factors, the FCC will generally grant the allocation to the more populous community.

Once all the comments and counterproposals have been reviewed and assessed, the Commission will issue a Report and Order adopting final allocations. To avoid a flood of applications for the new channels, however, the Commission does not intend to open them all up at once for applications. Rather, it is planning on staggering the effective dates of the assignments to spread out the incoming flow of applications. Exactly how it would achieve this staggering has not been decided yet, although some factors which might be considered in the process include staggering based on: (1) geographic regions or states; (2) alphabetical order of the communities; (3) population size of communities, with the largest to be considered first; or (4) channel numbers. And once everything is over and this rule making proceeding is terminated, the Commission will again begin to accept new petitions for rule making as it has in the past. However, if the number of petitions filed at that point becomes "unmanageable," the FCC has indicated that it might feel the need to initiate a second "omnibus" proceeding akin to the current one.

### Potential Impact



Finally, in a brief discussion relating to the processing of applications for use of the to-be-allocated channels, the Commission has requested comments on the possibility of altering the effect the ownership of a daytime-only station would have on an applicant for a new 80-90 FM channel. Under existing standards, ownership of such a station would result in a comparative demerit under the "diversification" aspect of the FCC's comparative broadcast policy statement, which governs the outcome of standard comparative hearings. However, the Commission is sensitive to the plight of daytime-only licensees, and is considering eliminating that demerit, and possibly even according local daytime-only operators a preference.

As indicated above, comments and counterproposals were due to be filed on or before May 14, 1984. Comments could concern not only the various proposed allocations, but also such matters as the priority system by which final allocations are to be made, the appropriate means to stagger the influx of applications for new stations, and the question of the treatment of applicants who happen to own daytime-only AM stations. Since all of these matters could prove to be important, interested parties might wish to reflect on how their own situations could be affected. And, if it looks like any or all of these matters would be important, they may wish to make their own feelings known to the Commission *before* the FCC acts. Your communications counsel will no doubt be able to assist you in this effort.

BM/E



**The Size**  
Vertical spooling  
slims down 16/35mm  
film transports into  
standard 19"  
cubicles.



**The Cost**  
Initial price  
around half  
that of other  
advanced telecines  
followed by lower  
operational costs.



In the past, television stations looking for a direct-broadcast telecine were faced with a straight forward equipment choice: outdated technology at the right price or full post-production capability at the wrong price.

For the direct film broadcaster who wanted the results without sacrificing operational simplicity and economy, this choice was really no choice at all.

Until Rank Cintel came up with a state-of-the-art solution to the quality/cost equation: the ADS I.

## **The Performance**

The ADS I is just made for direct broadcasting: multiplexed design incorporating widespread use of solid-state technology does more than ensure excellent pictures – it saves you money. ADS I economy means low initial capital outlay, space-saving layout, reduced maintenance and minimum add-on cost when it's time to expand. And features like a unique dirt and scratch concealment system, variable speed, automatic colour correction and programmed A/B rolls prove that what's small on cost and size can be big on performance.

If you'd like to be even more impressed by the specialist broadcast telecine, contact one of our sales offices listed below.

 **Rank Cintel**  
The world leader in telecine

SALES AND SERVICE: RANK PRECISION INDUSTRIES INC.  
260 North Route 303, West Nyack, New York 10094  
Telephone (914) 353 1914. CONTACT: David Fenton.

13340 Saticoy Street, North Hollywood, CA 91605  
Telephone (818) 765 7265. CONTACT: Neil Kempt.

FOR SALES LITERATURE ONLY:  
1411 East Jarvis Avenue, Des Plaines Illinois 60018  
Telephone (312) 297 7720. CONTACT: Claire Brogni.

# **THE WORLD'S ONLY TAILOR-MADE BROADCAST TELECINE**

# ADVERTISER'S INDEX Use Reader Service Card on Facing Page ▶

**New**  
**Frezzi™**  
 "one source" for all  
 your portable power  
 & lighting needs.



**Frezzi™ "Mini-Fill" Kit—**  
**100w/12v Camera Light-Head**  
 with a 3 ft. cable and choice of 3  
 plugs/VB-12 battery pack/trickle  
 charger/flip-up dichroic filter/  
 handgrip/bulb/fitted case. (Other  
 bulb wattages/voltages available.)

For more information & latest compre-  
 hensive catalog call (201) 427-1160.

**Frezzolini Electronics Inc.**  
 7 Valley St. Hawthorne, N.J. 07506-2084  
 TWX: 710-988-4142      Made in U.S.A.

Circle 170 on Reader Service Card

## THE LEGEND LIVES

**14 INCH  
 EXTENDED PLAY  
 REPRODUCER**

**L J-10**

**LJ Scully**

THE L.J. SCULLY MFG. CORP.  
 138 Hurd Ave., Bridgeport, Ct. 06604 U.S.A.  
 203/368-2332

**THE ORIGINAL SCULLYS**

Circle 171 on Reader Service Card

Manufacturer	Page No.	Circle No.	Manufacturer	Page No.	Circle No.
ADM Technology, Inc. ....	C-2	—	3M/Pro-AV .....	7	105
A.F. Associates Products .....	39	128	McCurdy Radio Industries....	20	115
A.F. Associates Systems .....	18	113		C-3	177
	72	116	MCI/Quantel.....	87	162
Ampex AVSD.....	65	—	Merlin Engineering .....	24	118
Ampex MTD.....	21	116	Microtime, Inc. ....	89	164
Asaca Corp. of America .....	80	155	Microwave Assoc. Communications .....	94	167
Auditronics, Inc. ....	46	137	Midwest Corp.....	1	100
				2-3	101
Belar Electronics Lab, Inc. ....	100	173	Minolta Corp. ....	60	109
			Moseley Associates, Inc. ....	76	152
Camera Mart, Inc. ....	59	138		77	153
Canon USA, Inc. ....	43	131	Motorola, Inc. ....	30	123
Central Dynamics Corp. ....	22	117			
Centro Corp .....	78	154	NEC America, Inc. ....	4	103
Cetec Vega .....	50	135		70	147
Chyron Corp. ....	69	146	NEP .....	40	129
Comex Systems .....	34	126	Rupert Neve, Inc. ....	35	127
Comtech Data Corp. ....	63	141			
Continental Electronics Mfg. Co. ....	32	124	Paco Film .....	26	120
Countryman Associates.....	4	102	Panasonic/Matsushita ....	10-11	107
Circuit Research Labs .....	88	163	Potomac Instruments .....	64	142
Crosspoint Latch Corp. ....	67	144	Precision Echo .....	68	145
Peter Dahl Co. ....	101	175	Quanta Corp. ....	9	106
Electro-Voice .....	17	112	Rank Cintel .....	95	169
Enertec .....	83	158	Roscor Corp. ....	82	157
Fidelipac.....	33	125	Scientific-Atlanta .....	27	121
Frezzolini Electronics, Inc. ....	96	170	L.J. Scully Mfg. Co. ....	16	111
				96	171
The Gerstenslager Co. ....	41	130	Sennheiser Electronics Corp. ....	101	—
Gray Communication Consultants, Inc. ....	85	160	Shintron .....	93	150
			Shook Electronics .....	49	134
Hitachi Denshi American Ltd. ....	28-29	122	Shure Bros., Inc. ....	75	151
HM Electronics, Inc. ....	14	139	Sony Broadcast .....	5	104
				99	—
Ikegami Electronics USA, Inc. ....	56	132	Stantron .....	86	161
Itelco S.p.A. ....	81	156	Studer Revox America, Inc. ....	48	133
			Swiderski Electronics, Inc. ....	71	148
U.S. JVC Corp. ....	55	136			
			Telex Communications .....	25	119
K & H Products, Ltd. ....	94	168		100	172
			Turner Broadcast .....	100	174
Lerro Electrical Corp. ....	44-45	—			
Lexicon, Inc. ....	13	108	UMC Electronics Co. ....	71	149
	19	114			
			Ward-Beck Systems, Ltd. ....	C-4	—
			Wegener Communications .....	15	110
			Wilk Power & Video, Inc. ....	90	165
			Wheatstone Corp. ....	61	140
			Wolf Coach .....	84	159



# To receive more information

from advertisers appearing in this issue, simply complete, sign and return the reader service cards on this page. For fastest service, attach your subscription mailing label from the cover.

BM/E READER SERVICE CARD May, 1984 Issue

NAME \_\_\_\_\_  
 TITLE \_\_\_\_\_  
 STATION OR COMPANY \_\_\_\_\_  
 ADDRESS \_\_\_\_\_  
 CITY \_\_\_\_\_ STATE \_\_\_\_\_ ZIP \_\_\_\_\_  
 PHONE # ( ) \_\_\_\_\_  
 COMMENTS: \_\_\_\_\_  
 \_\_\_\_\_  
 \_\_\_\_\_

Yes, I wish to receive (continue to receive) this publication.

Signature \_\_\_\_\_

Please have a salesman call me on the following items

SEND ME ADDITIONAL FREE INFORMATION ON EACH ITEM CIRCLED

100	101	102	103	104	105	106	107	108	109	110	111
112	113	114	115	116	117	118	119	120	121	122	123
124	125	126	127	128	129	130	131	132	133	134	135
136	137	138	139	140	141	142	143	144	145	146	147
148	149	150	151	152	153	154	155	156	157	158	159
160	161	162	163	164	165	166	167	168	169	170	171
172	173	174	175	176	177	178	179	180	181	182	183
184	185	186	187	188	189	190	191	192	193	194	195
196	197	198	199	200	201	202	203	204	205	206	207
208	209	210	211	212	213	214	215	216	217	218	219
220	221	222	223	224	225	226	227	228	229	230	231
232	233	234	235	236	237	238	239	240	241	242	243
244	245	246	247	248	249	250	251	252	253	254	255
256	257	258	259	260	261	262	263	264	265	266	267
268	269	270	271	272	273	274	275	276	277	278	279
280	281	282	283	284	285	286	287	288	289	290	291
292	293	294	295	296	297	298	299	300	301	302	303
304	305	306	307	308	309	310	311	312	313	314	315
316	317	318	319	320	321	322	323	324	325	326	327

Use until August 31, 1984

BM/E READER SERVICE CARD May, 1984 Issue

NAME \_\_\_\_\_  
 TITLE \_\_\_\_\_  
 STATION OR COMPANY \_\_\_\_\_  
 ADDRESS \_\_\_\_\_  
 CITY \_\_\_\_\_ STATE \_\_\_\_\_ ZIP \_\_\_\_\_  
 PHONE # ( ) \_\_\_\_\_  
 COMMENTS: \_\_\_\_\_  
 \_\_\_\_\_  
 \_\_\_\_\_

Yes, I wish to receive (continue to receive) this publication.

Signature \_\_\_\_\_

Please have a salesman call me on the following items

SEND ME ADDITIONAL FREE INFORMATION ON EACH ITEM CIRCLED

100	101	102	103	104	105	106	107	108	109	110	111
112	113	114	115	116	117	118	119	120	121	122	123
124	125	126	127	128	129	130	131	132	133	134	135
136	137	138	139	140	141	142	143	144	145	146	147
148	149	150	151	152	153	154	155	156	157	158	159
160	161	162	163	164	165	166	167	168	169	170	171
172	173	174	175	176	177	178	179	180	181	182	183
184	185	186	187	188	189	190	191	192	193	194	195
196	197	198	199	200	201	202	203	204	205	206	207
208	209	210	211	212	213	214	215	216	217	218	219
220	221	222	223	224	225	226	227	228	229	230	231
232	233	234	235	236	237	238	239	240	241	242	243
244	245	246	247	248	249	250	251	252	253	254	255
256	257	258	259	260	261	262	263	264	265	266	267
268	269	270	271	272	273	274	275	276	277	278	279
280	281	282	283	284	285	286	287	288	289	290	291
292	293	294	295	296	297	298	299	300	301	302	303
304	305	306	307	308	309	310	311	312	313	314	315
316	317	318	319	320	321	322	323	324	325	326	327

Use until August 31, 1984

## COMPLIMENTARY SUBSCRIPTION QUALIFICATION CARD

1. I would like to receive BM/E (Broadcast Management/Engineering)  
 YES  NO

2. Please check your business classifications

- |  |  |
|--|--|
| <input type="checkbox"/> AM Station/Network/Group                | <input type="checkbox"/> Recording Studio                |
| <input type="checkbox"/> FM Station/Network/Group                | <input type="checkbox"/> Teleproduction Facility         |
| <input type="checkbox"/> TV Station/Network/Group                | <input type="checkbox"/> Government                      |
| <input type="checkbox"/> Non-broadcast TV                        | <input type="checkbox"/> Consultant                      |
| <input type="checkbox"/> Campus Limited Radio                    | <input type="checkbox"/> Lawyer                          |
| <input type="checkbox"/> CATV Facilities                         | <input type="checkbox"/> Manufacturer/Distributor/Dealer |
| <input type="checkbox"/> Microwave, Telephone, Satellite Company | <input type="checkbox"/> Other (please specify) _____    |

3. Are you responsible for more than one station or facility?  
 YES  NO

4. My primary area of responsibility is: (please check one)

- |   |  |
|---|--|
| <input type="checkbox"/> Corporate Management                                     | Board Chairman, President, Owner, Partner, Director and VP or General Manager (other than in charge of engineering or station operations management)         |
| <input type="checkbox"/> Technical Management & Engineering                       | VP Engineering, technical/engineering director, chief engineer, engineering supervisor, other engineering or technical titles                                |
| <input type="checkbox"/> Operations & Station Management/Production & Programming | VP operations, operation manager/director, general manager, station manager, production manager, program manager, news director, and other operations titles |

5. Signature \_\_\_\_\_ Date \_\_\_\_\_

Name \_\_\_\_\_

Title \_\_\_\_\_

Station Call Letters or Company \_\_\_\_\_

Street \_\_\_\_\_

City \_\_\_\_\_ State \_\_\_\_\_ Zip \_\_\_\_\_

Is this your business address?  YES  NO

If not, please give us your business address below so that we can avoid sending duplicate copies

Name \_\_\_\_\_

Station Call Letters or Company \_\_\_\_\_

Street \_\_\_\_\_

City \_\_\_\_\_ State \_\_\_\_\_ Zip \_\_\_\_\_

Place  
Postage  
Here

# **BMI/E**

BROADCAST MANAGEMENT/ENGINEERING

**Reader Service Management Department  
P.O. Box 357  
Dalton, MA 01226**

Place  
Postage  
Here

# **BMI/E**

BROADCAST MANAGEMENT/ENGINEERING

**Reader Service Management Department  
P.O. Box 357  
Dalton, MA 01226**

Place  
Postage  
Here

# **BMI/E**

BROADCAST MANAGEMENT/ENGINEERING

**Broadband Information Services, Inc.  
P.O. Box 6056  
Duluth, MN 55806**




# broadcast EQUIPMENT

## IGM Updates Instacart

The standard Instacart has provided instant access to the location of any "carted" material since 1969. The latest version of the improved Instacart has many new features designed to enhance radio and television production needs.

The unit now has mono or stereo operation in all cartridge capacity configurations including 12, 24, 36, or 48 carts. Wide track heads are also now optional. A microprocessor-controlled front panel opens for servicing, while touch pad switches permit manual operation. There are new modular power supplies, preamps, and data and program amplifiers using any 5534 ICs.


Other features include audio muting at the end of the 150 Hz tone coming at the end of each cart, individual level and equalization controls for each preamp, and a one shaft and capstan motor for each bank of 12 trays. The capstan shaft is fully supported by three



sealed, precision bearings and two motor bearings. An RS 422 serial interface is available along with a parallel interface to duplicate older Instacarts. Also standard are XLR audio connectors.

**For More Information**  
Circle 250 on Reader Service Card

## Orban Programs For Parametric EQ



Orban has introduced a new programmable parametric equalizer. The new unit is a two channel, four band per channel device which can instantly store and recall up to 32 different EQ, high and low-pass filter, and level settings from its own non-volatile memory.

The front panel provides controls for only one band of EQ while the user selects which band is to be modified by means of key switches on the front panel. Three digital LED displays provide an accurate and repeatable read-out of parameter values. The two channels track accurately in stereo, and up to 28 channels can be connected together and controlled simultaneously.

Equalization setups are stored and

recalled by executing simple keystroke sequences. The physical position of the controls will always correspond to the recalled value of the stored parameter, even if the controls have been moved since the setting was stored.

All parameters of the unit are programmable as well as high and low pass filter settings and input level. Similar to the Orban 622B, the new unit uses a Constant-Q design which offers extensive attenuation capability in addition to 16 dB boost.

The unit will communicate with a host computer by means of an optional IEEE-488 or high speed serial interface.

**For More Information**  
Circle 251 on Reader Service Card

## Burr Adds Satellite Control System

The new Mini-Trol is an economical satellite antenna control system which has been designed to eliminate electronic problems without the use of pots or Hall Effect sensors.

The operation of the new unit is simple with the user required only to push either the east or west button. An indicator light comes on to reveal if the dish is moving in the right direction. When the dish reaches the extreme end of travel in either direction, the light goes out and special circuitry in the control shuts the power off.

The actuator features heavy zinc plated tubes, die cast aluminum power head, and a special weatherproof boot as standard equipment. The system is rated at 1000 pounds thrust and 5000 pounds static loads.

**For More Information**  
Circle 252 on Reader Service Card

## Field Engineers

The Sony Broadcast Company, a world leader in professional broadcast television equipment, has highly visible opportunities in Los Angeles, Dallas, Atlanta, New York and Chicago for qualified engineers.

Successful candidates should have 5 years experience in television operations with emphasis on installing, maintaining and servicing a wide range of sophisticated microprocessor based broadcast equipment. A BSEE or equivalent experience is preferred.

Sony offers a competitive starting salary and excellent benefits including matched savings, profit-sharing and dental plans.

For prompt consideration, send resume including **preferred location and salary requirements** to:

Box No. 12W  
300 W. 55 St.  
New York, New York 10019

*We are pleased to be an equal  
opportunity employer m/f/h/v*

# SONY®

# BROADCAST EQUIPMENT

## Philips Develops TV Stereo Modulator



Philips Test & Measuring Instruments has announced a new TV stereo modulator, Model PM5672. The unit is a complete television modulator that converts a video signal and two audio signals into a VHF or UHF signal.

The modulator can be considered a stereo/dual sound version of the company's previously introduced Model 5671. New SAW filters and synthesizers have been used to include many new features such as vestigial side band characteristics, group delay pre-correction, and precision meters for modulation indication. Other features include stereo sound or two different sound channels in accordance with the German two-carrier system, and low distortion and low spurious signal content.


The PM5672 is designed for use in high quality distribution systems. The efficient filter characteristics prevent interference problems when several channels are transmitted through a single cable. The unit is also suited to function as a complete TV transmitter when the output level is sufficiently boosted by a power amplifier.

**For More Information  
Circle 253 on Reader Service Card**

## NEC Has E-Flex Combiner

The new E-Flex combiner with line chromakey has been announced by NEC. The new unit option combines the video outputs and key signals of two separate E-Flex systems, enabling the special effects editor to treat the combined output as one single video output with one key signal. The option is useful in post-production facilities that use production switchers with only two video mix keys.

The combiner includes a digital line chromakey adapter and a digital mixer-keyer. The mixer-keyer digitally com-



binates the outputs of two E-Flex systems into one video output, and through digital processing, the line chromakey function provides a stable, high quality key signal from each of the E-Flex systems. Color detection and assignment are automatic.

The new system also features a color cancelling circuit using digital processing, selectable key signals and priority background/foreground settings for each E-Flex system separately, and an event memory for storing combiner and keyer functions to be included in programmed two channel event sequences for later playback.

The E-Flex Combiner/Chromakeyer is priced at \$22,500, with the combiner only \$17,000.

**For More Information  
Circle 254 on Reader Service Card**

## TELEX MAGNECORDER



### THE BROADCAST CART MACHINE BUILT TO LAST ...IN THE MAGNECORDER TRADITION

For detailed information about the Telex Model MC-II, write to Telex Communications, Inc., 9600 Aldrich Ave. So., Minneapolis, MN. 55420. For quick information call toll free 800-328-3771 • In Minnesota call (612) 887-5550.

**Circle 172 on Reader Service Card**

## TWO WORLD-CLASS, 44-FT. UNITS.

Available for rental as of June, 1984.

- **Both Units:** Ikegami HK 357 and HL 79 cameras/ Fujinon 44:1 and 17:1 lenses/ Ampex VPR 2 Slo-mo tape machines/ Chyron 4100 character gens.
- **Unit 2:** Grass Valley 300-3A switcher/ Ampex ADO DVE/ 64 input Solid State Logic stereo audio console/ Roh Comm. System/ Abekas frame-store.
- **Unit 4:** Grass Valley 1600-3H switcher/ Quantel SP 5000 DVE/ Opamp audio console/ Ward-Beck Comm. System.

For rates and availability,  
contact Dick Dodson in Atlanta  
at 404-827-1717.

## TURNER BROADCASTING FIELD OPERATIONS

**Circle 174 on Reader Service Card**

## When accuracy Counts...Count on Belar for AM/FM/TV MONITORS



**BELAR**  
AM MODULATION MONITOR

**BELAR** CALL ARNO MEYER (215) 687-5550  
**ELECTRONICS LABORATORY, INC.**  
LANCASTER AVENUE AT DORSET, DEVON, PA. 19333 • BOX 826 • (215) 687-5550

**Circle 173 on Reader Service Card**



## Valley People Enters T&M Market



In a departure from the products normally manufactured by the company, Valley People has introduced the Advantage Model 310, an audio noise and level meter. Intended for use in broadcasting and recording situations, the unit sells for \$399.

To eliminate unwanted noise, RF, and hum pickup while allowing measurement of extremely low level signals, the unit incorporates isolated, balanced, Trans-Amp, proprietary differential inputs. A 10 Hz to 100 kHz wide band filter allows insertion of an exter-

nal weighting network as required by the user's measurement application. To achieve accurate measurement of noise (in an actual 19,980 cycle bandwidth through incorporation of 18 dB/octave filters with appropriate -3 dB points) the system uses a 20 Hz to 20 kHz multiple pole filter.

An additional multiple pole filter, 400 Hz to 20 kHz, is employed to remove the lower four octaves of the audio spectrum in order to eliminate measurement errors caused by ground loops and other low frequency noise

sources. An A weighting filter correlates noise measurement to loudness as perceived by the human ear, while a CCIR weighting filter allows noise measurement to be equated to current European standards.

Additional features of the Advantage 310 include peak, average, and RMS detector responses. In addition there is a detector output, preamp output/return, and full scale range select.

**For More Information  
Circle 255 on Reader Service Card**

## Laser Power Meter From Leader

The new LPM-8000 Laser Power Meter provides a fast method of measuring the power output from laser devices used in many digital audio disk and video disk players. Two wavelength and three power measuring ranges are available on the LPM-8000, giving the instrument the ability to be used in the servicing of laser disk equipment.

The new unit consists of a main body and a separate sensor connected by cable. The new instrument is small in

size, light in weight, and is battery operated. Wavelength measurement range is 750 to 820 um and power measurement ranges are 0.3, 1, and 3 mW, full scale.

Accuracy of the instrument is stated to be within  $\pm 5$  percent of full scale. Using a silicon photo diode sensor, the sensing area is 10 mm diameter and the power supply is a nine volt dc battery.

**For More Information  
Circle 256 on Reader Service Card**

### REPLACEMENT TRANSFORMERS GATES, COLLINS, RCA, CCA



#### PLATE TRANSFORMERS

COLLINS 20V-1, 20V-2, 20V-3 .....	\$550
CCA FM-4000E .....	\$850
GATES BC1E, BC1F .....	\$550
GATES BC1G, BC1H .....	\$550
GATES BC1J .....	\$550
GATES BC1T .....	\$550
GATES BC5P 3 Phase .....	\$1200
GATES BC500T .....	\$400
GATES FM-250 .....	\$275
GATES FM-1B .....	\$575
RCA BTA1G, BTA1H .....	\$550
RCA BTA1R, BTA1S .....	\$550
RCA BTA5G, BTA5H (Main or Teaser) .....	\$750
RCA BTA10H (Main or Teaser) .....	\$1500

#### MODULATION TRANSFORMERS

BAUER 707 Series .....	\$695
COLLINS 20V Series .....	\$695

COLLINS 21E Series .....	\$1350
GATES BC1 Series .....	\$695
GATES BC5 Series .....	\$1350
RCA BTA1 Series .....	\$695

#### MODULATION REACTORS

GATES BC1 Series, 40 Hy @ 600 MA DC .....	\$400
GATES BC5 Series, 35 Hy @ 1.4 AMP DC .....	\$650
10KW Universal, 20 Hy @ 2.5 AMP DC .....	\$850

#### FILTER REACTORS

3 Hy @ 2.5 AMP DC, 10 KV INS .....	\$300
5 Hy @ 1.0 AMP DC, 10 KV INS .....	\$175
10 Hy @ 1.0 AMP DC, 10 KV INS .....	\$200
10 Hy @ 2.5 AMP DC, 10 KV INS .....	\$350
15 Hy @ 1.0 AMP DC, 10 KV INS .....	\$250

Many other transformers also available. Call us for free quotations. Large stock and fast delivery. 12 Month Guarantee on all items.

**PETER W. DAHL CO., INC.**  
4007 Fort Blvd., El Paso, Texas 79930  
Telephone: (915) 566-5365

Circle 175 on Reader Service Card

February 15, 1984

## IMPORTANT LEGAL NOTICE

SENNHEISER ELECTRONIC CORPORATION (N.Y.) is the exclusive United States importer and trademark owner of electronic equipment bearing the name SENNHEISER and/or the marks  and . In order to protect both ourselves and our customers, we have filed today lawsuits in the United States District Court for the Eastern District of New York seeking damages, recovery of illegal profits and injunctions against two companies who have improperly imported and distributed our products. We have also alerted the United States Customs Service to intercept and seize all unauthorized imports. In sum, SENNHEISER ELECTRONIC CORPORATION (N.Y.) intends to vigorously protect its valued name and reputation.

 **SENNHEISER®**  
Sennheiser Electronic Corporation (N.Y.)  
48 West 38th Street • New York, NY 10018 • (212) 944-9440

# BUSINESS BRIEFS

**Motorola** has announced that its C-Quam AM stereo system has been selected for use by **Westinghouse Broadcasting and Cable**. According to Motorola this brings the number of radio stations who have chosen the C-Quam system to more than 150.

**Convergence** has revealed that its edit controllers have been approved by the FCC as being in full compliance with regulations regarding radiant and conducted interferences . . . **Bonneville Productions**, under a major reor-

port, revealed sales of \$141.1 million for 1983, an increase over 1982's figure of \$116.2 million . . . **Zenith Radio** reported earnings for 1983 of \$46.3 million, compared with a restated loss of \$24.3 million in 1982 . . . **Shoreline Teleproduction Systems** has an agreement with **3M** for exclusive Southern California distribution of the new 3M Paint System.

**Broadcast Properties** of Bryan, Texas recently purchased **Harris STX-1A** AM stereo exciters for all three of its AM stations . . . Harris has also been awarded a \$10 million contract by **Isacomm**, a subsidiary of **United Telecom**, to supply more than 100 satellite ground stations for a new communications network . . . **Harrison** has sold the PP-1 post-production console to **20th Century Fox** for its new Los Angeles studios.

Three **CMX 340XL** systems for machine control and video tape editing in the **CBS Network** delay project at Television City in Los Angeles have been installed . . . **Cosmos Broadcasting** has purchased three **RCA**

**TK-47B** automatic studio cameras for a variety of services in a 5000 square-foot telecommunications center at the World's Fair in New Orleans later this year . . . **TCS Productions** has selected **Midwest Corp.** to design and construct a new 44 foot mobile production unit for use in sports and entertainment productions.

**EECO** has appointed five new regional distributors to handle its computer controlled video production and editing equipment. Northern California will be covered by **Adolph Gasser** in San Francisco; Oregon and Washington will be handled by **A&G Associates** in Portland and Seattle; Nevada will be covered by **Media Solutions** of Las Vegas; Texas, Illinois, and Michigan will be administered to by **Victor Duncan**; New York City and surrounding areas will be serviced by **MPCS Video Industries** in NYC.



*Peter Dare, product manager for the Sony Betacart MERPS system, outlines its features during product introduction in early April (also see BME's story on MERPS automation in the March 1984 issue). Forty single-event cassettes are automatically identified to the system controller through bar code, and automatically inserted and removed from four specially-adapted Betacam players. Primary application at this time is for on-air playback of news events, though spot automation is also possible.*

ganization and name change, is now known as Bonneville Media Communications, adding a media/marketing department, an account services department, and an international relations department.

**Fuji** marked the end of its first 50 years of operation on January 20, 1984 . . . **TFT** has reorganized its 24 hour emergency service to operate from Silicon Valley with a 24 hour phone, for customer assistance through a clearing center for all its products . . . **BGW Systems** and **Nakamichi** have announced a joint venture. Under terms of the new venture, **BGW Systems** will provide expertise in design, development and manufacturing, while **Nakamichi** will provide R&D funding, tape recording technology, and volume manufacturing from Japan.

**Conrac**, in its annual financial re-



*KABC's new 350-foot tower was galvanized by American Hot Dip Galvanizers and supports a 150-foot FM and TV antenna. The structure is located at the station's transmitter site on Mt. Wilson, above the shadow of the San Gabriel Mountains.*

## SALES OFFICES

# BME/E

Broadcast Management/Engineering

295 Madison Ave.  
New York, New York 10017  
Telex: 64-4001

### Eastern & Central States

295 Madison Avenue  
New York, New York 10017  
212-685-5320  
**James C. Maywalt**  
**Gene Kinsella**

### Western States

5015 Birch Street, Office One  
Newport Beach, CA 92660  
714-851-1461  
408-720-0222  
**Neal Wilder**

### United Kingdom/Europe

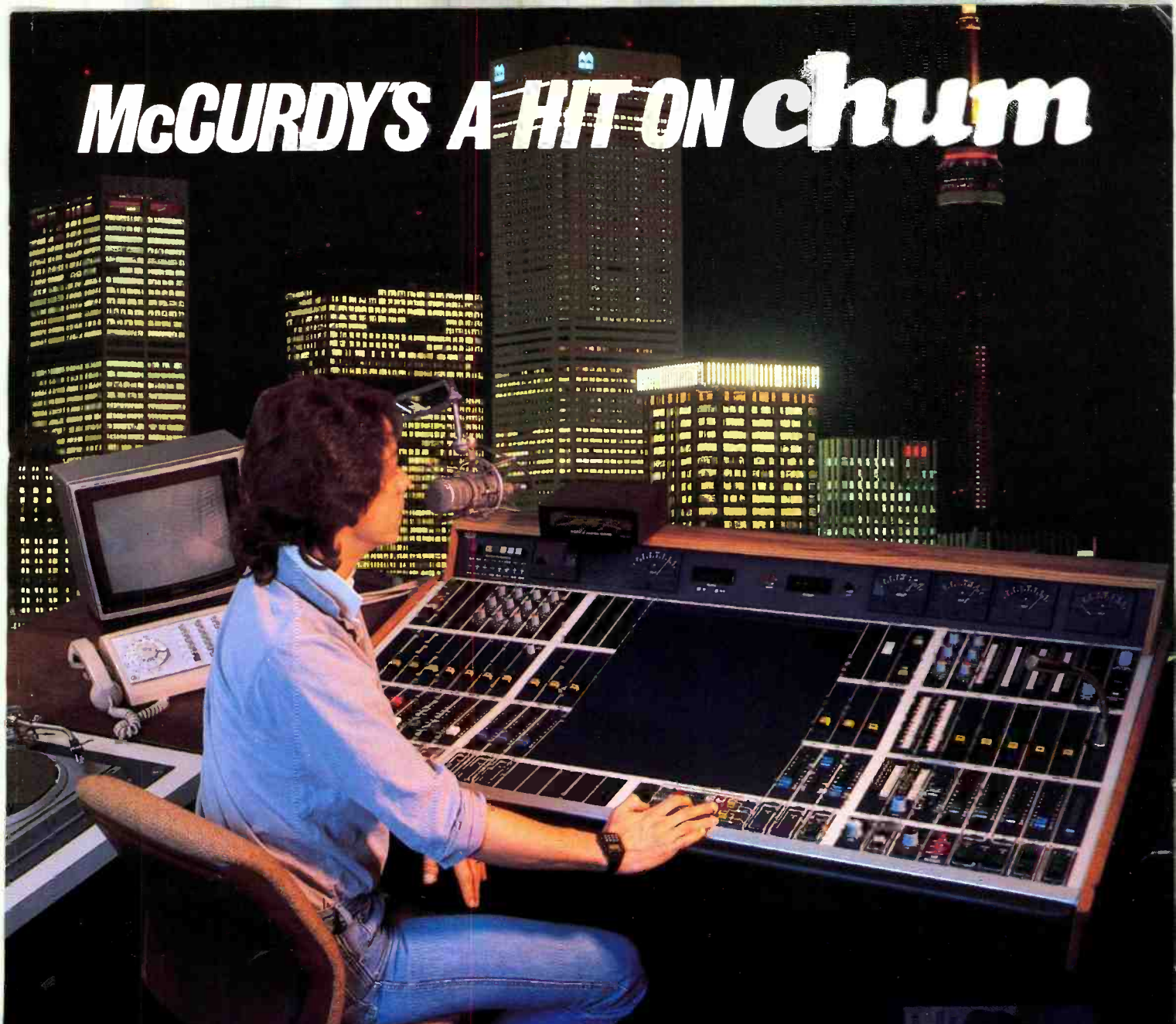
28 Eaton Row  
London SW1W 0JA, England  
Telephone: 01 235 8431  
**Bronwyn Holmes**  
**Derek Hopkins**  
**Ruben Veksner**

### Japan/Far East

Eiraku Building  
1-13-9, Ginza,  
Chuo-Ku, Tokyo 104 Japan  
03 562 4781  
**S. Yasui**  
**K. Yamamoto**  
**Y. Yozaki**



# McCURDY'S A HIT ON **chum**



**Bruce Carnegie,**  
Chief Engineer

Design  
performance  
and service —  
McCurdy tops  
every chair...



When CHUM-AM recently led Toronto into AM stereo, they did what any No. 1 radio station would do — they went for the best.

Their choice in studio equipment was a complete McCurdy "package".

The system was based on an 8700 series stereo console to meet the stringent demands of engineering and "on air" requirements.

McCurdy has been the choice of leading broadcast professionals for

more than 30 years. The reasons are simple — innovative design, dependable longlife performance and customer service second to none.

McCurdy engineers have earned their reputation as broadcast technology pioneers — and we continue to play an important role on the leading edge of the science of sound.

Every McCurdy product is designed for optimum performance.

We build them to perform and back them with solid service every step of the way. That's why more listeners listen to McCurdy when they listen to their favorite station.

## **McCurdy Radio Industries**

108 Cornforth Rd., Toronto, Ontario M4A 2L4  
Tel: (416) 751-6262, Telex 06-963533  
1051 Clinton Street, Buffalo, New York, 14206,  
Tel: (212) 772-0719



# Significant Audio!

Destined to cover events of significance over the next few years, this custom Ward-Beck audio system will travel half way across the world before it reaches its permanent home at KGO-TV in San Francisco.

Designed in close collaboration with ABC engineers it is built to handle complex telecasts involving substantial numbers of remote audio feeds. Right now it is warming up for the 1984 Olympics!



**WBS**

For: by Design.

Ward-Beck Systems Ltd.  
841 Progress Avenue, Scarborough,  
Ontario, Canada M1H 2X4.  
Tel: (416) 438-6550.  
Fax: 065-25399.